



PRINCE WILLIAM
COUNTY

COVID-19 Operational Update

Brian Misner
Emergency Management Coordinator

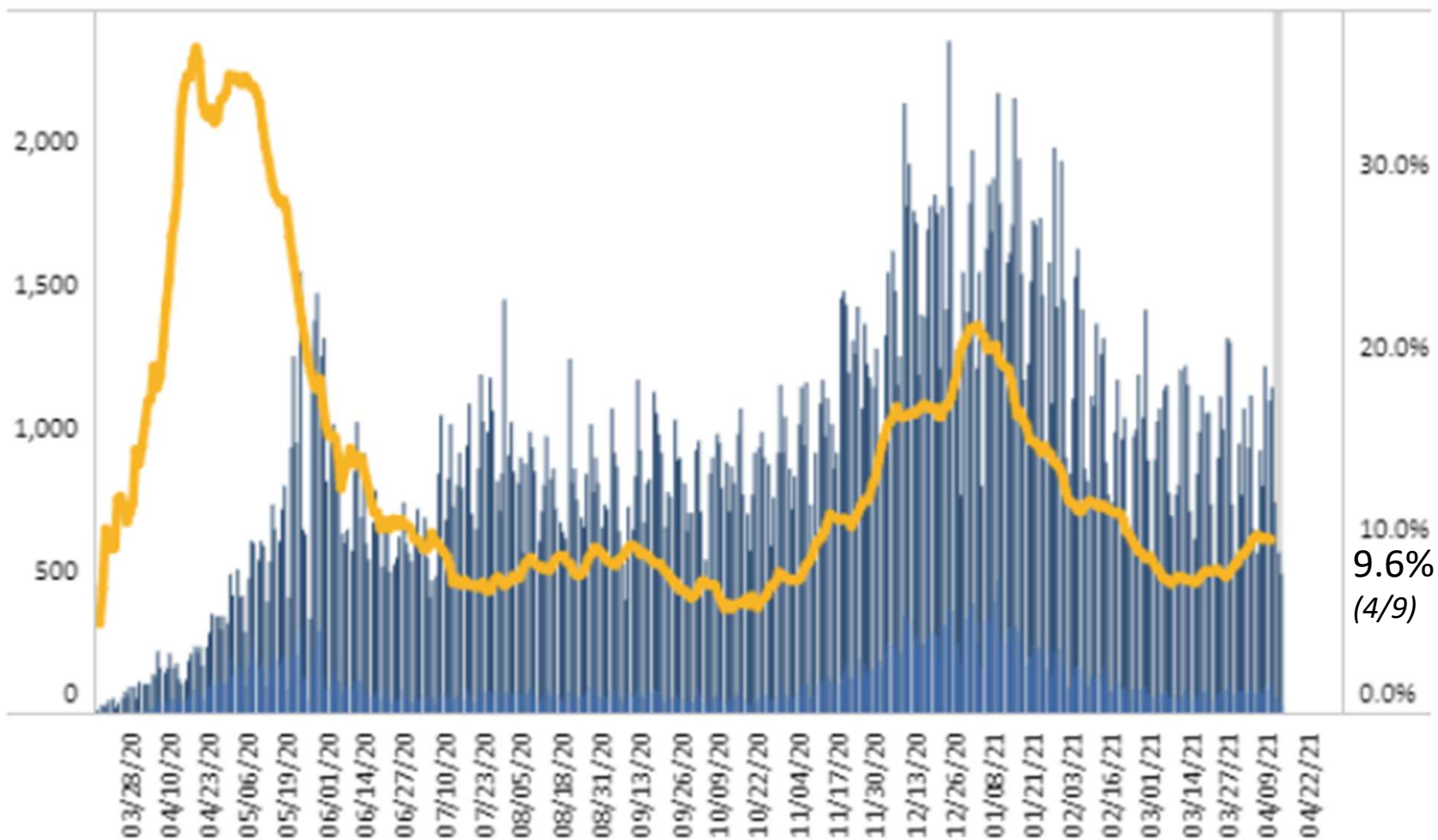
April 13, 2021

Number of Positive Tests vs. Tests Conducted - Cumulative



Number of Testing Encounters, Number of Positive Testing Encounters, and Percent Positivity** by Lab Report Date - Prince William, PCR Only

- Percent Positivity, 7-Day Moving Average
- Positive Testing Encounters
- Number of Testing Encounters



COVID-19 Cases in PWHD



Number of New Cases Reported^

127

7-Day Average Number of Daily New Cases Reported

117

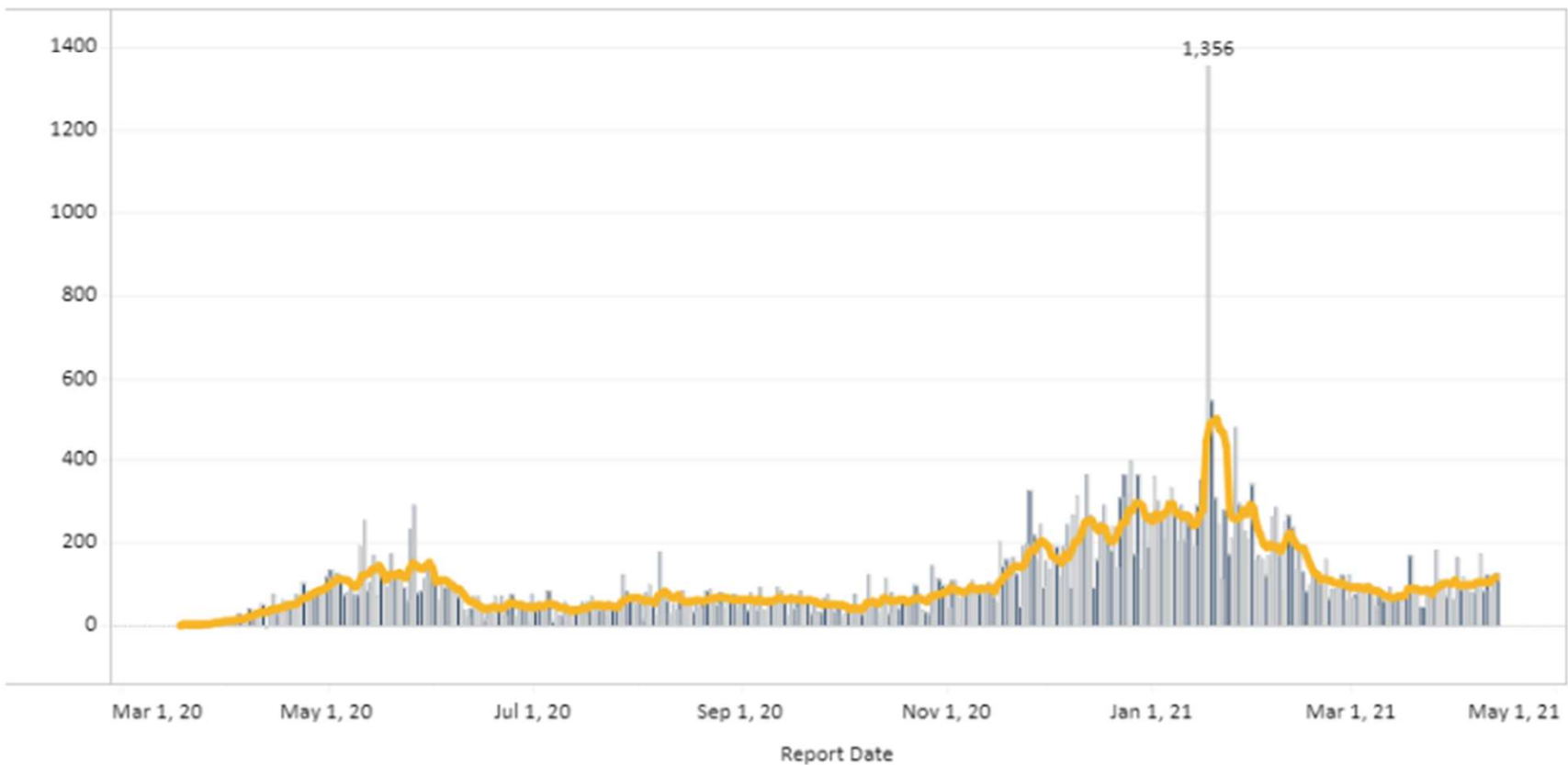
7-Day Average Number of New Daily Cases Reported, Rate per 100,000 Population

24.9

Total Number of New Cases per 100,000 Population within last 14 days

319.4

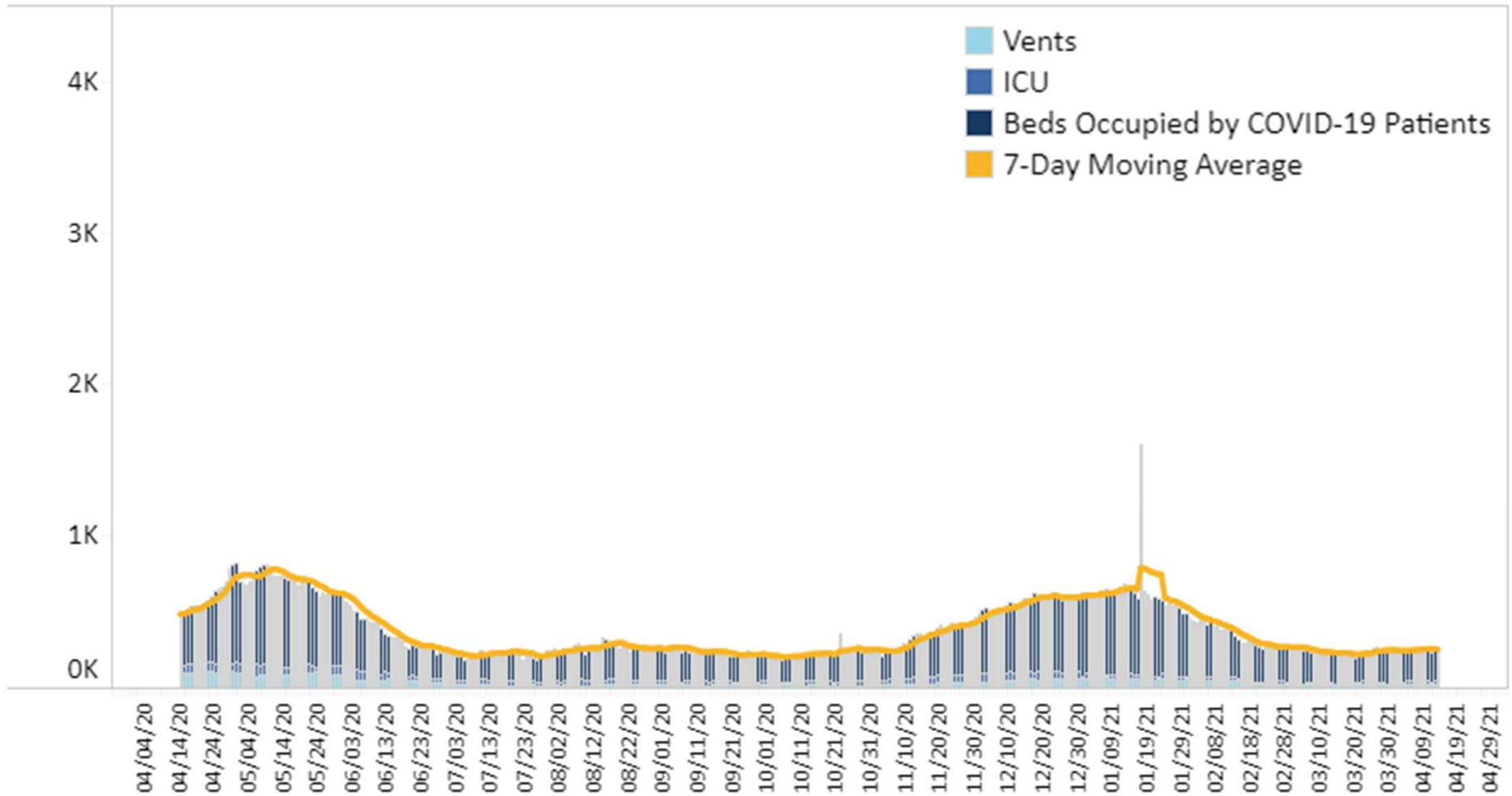
Report Date Daily Cases Counts - Prince William



COVID-19 Hospitalizations in NOVA



Number of Patients Hospitalized with a Positive or Pending COVID-19 Test - Northern Region



COVID-19 Hospitalizations in PWHD



Number of New Hospitalizations Reported[^]

1

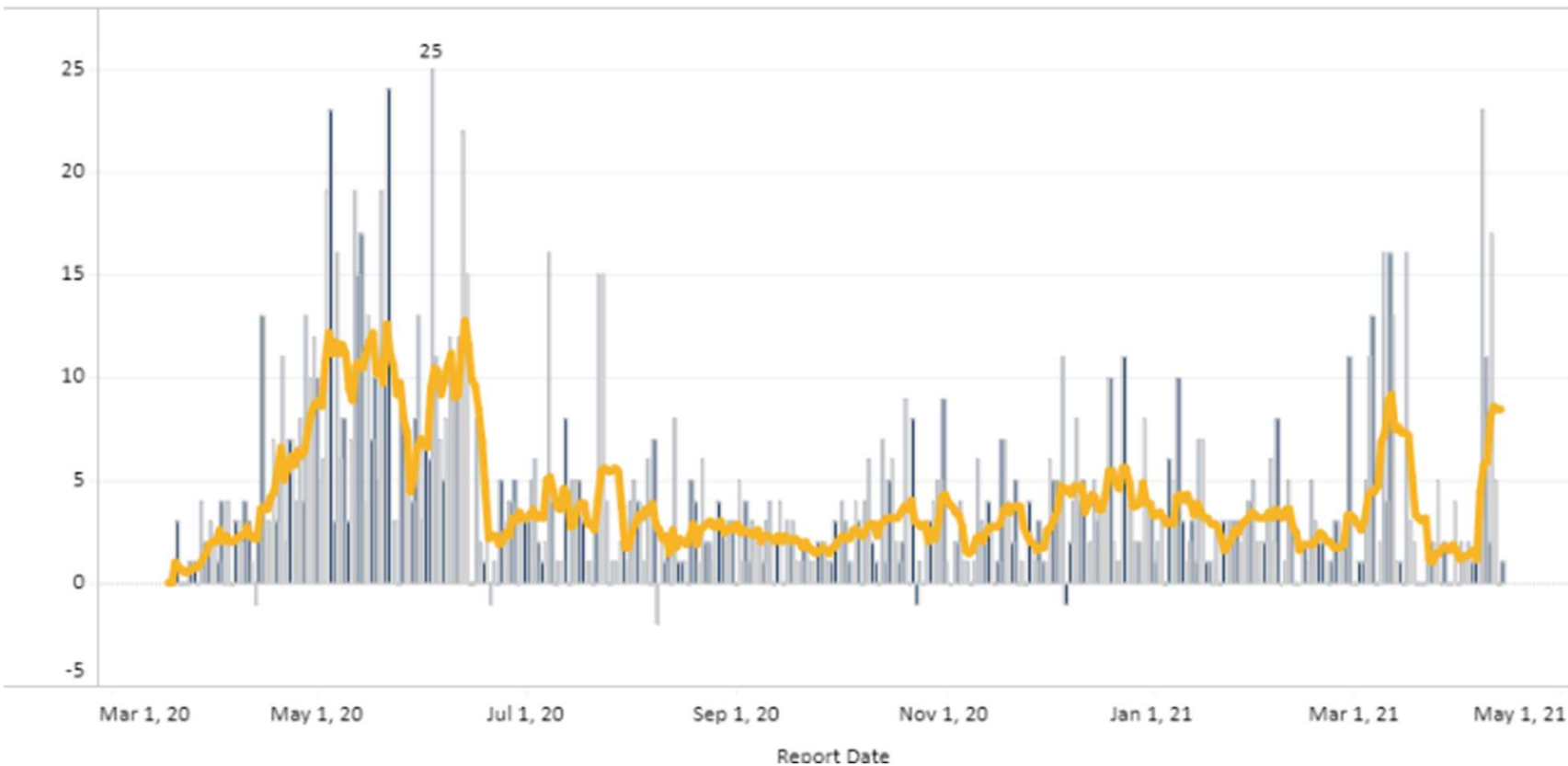
7-Day Average Number of Daily New Hospitalizations Reported

8

7-Day Average Number of New Daily Hospitalizations Reported, Rate per 100,000 Population

1.8

Report Date Daily Hospitalizations Counts - Prince William



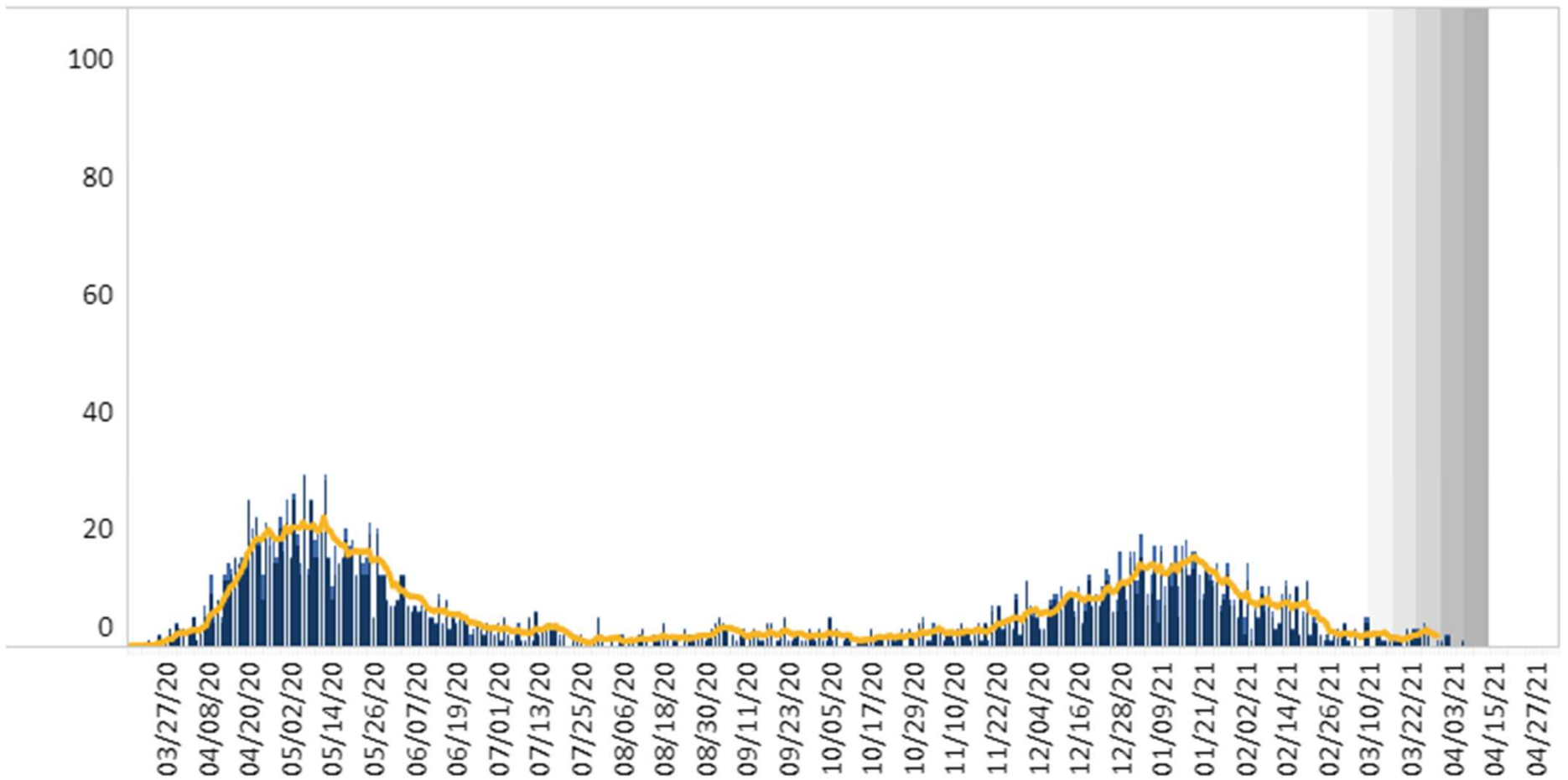
COVID-19 Deaths in NOVA



Number of Deaths by Date of Death - Northern Region

Number of deaths by the day of death as written on the death certificate

- Probable
- Confirmed
- 7-Day Moving Average



COVID-19 Deaths in PWHD



Number of New Deaths Reported^

0

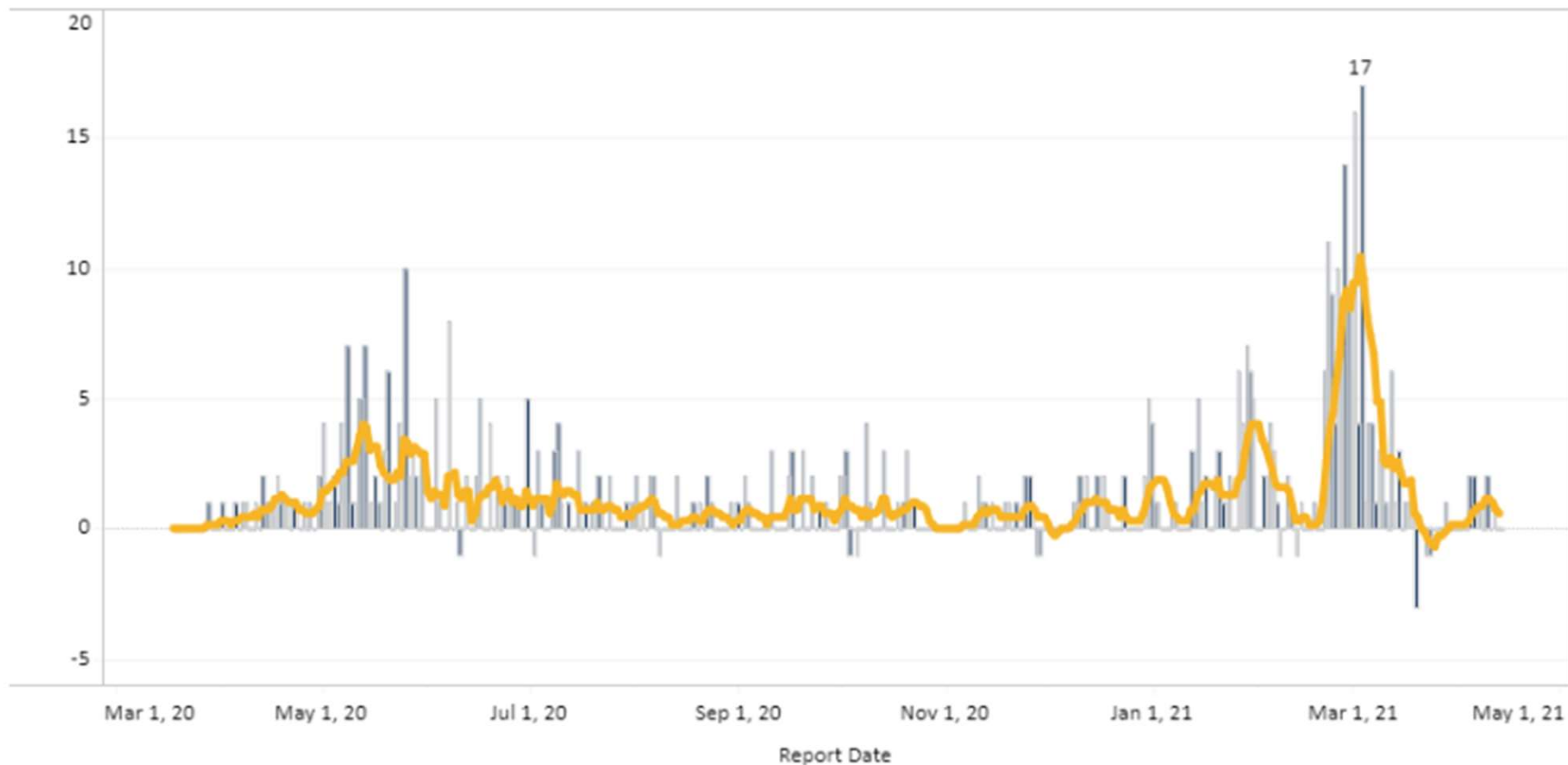
7-Day Average Number of Daily New Deaths Reported

1

7-Day Average Number of New Daily Deaths Reported, Rate per 100,000 Population

0.1

Report Date Daily Deaths Counts - Prince William



COVID-19 Testing Update




- Offering four locations per week; rotating across six locations every two weeks.
- Still offering the same capacity of 200 tests/day.
- Reason for change:
 - On average, between 100-150 tests **per week** in the last two months.
- We are closely monitoring the situation and will make additional adjustments as needed.

Vaccine Distribution Phases

Prince William Health District COVID-19 Vaccination Status | Last Updated 4/5/2021

Virginia is currently in these phases



Phase 1a		Phase 1b Frontline Essential Workers		Phase 1c Other Essential Workers		
All Categories of Healthcare Workers and Long-Term Care Facilities	In Progress	1. Police, Fire, and Hazmat Workers	In-Progress	1. Energy	In-Progress	
		2. Corrections and homeless shelter workers	In-Progress	2. Water, wastewater, and waste removal workers	In-Progress	
		3. Childcare/PreK-12 Teachers/Staff	In-Progress	3. Housing and Construction	In-Progress	
		4. Food and Agriculture (including Veterinarians)	In-Progress	4. Food Service	In-Progress	
		5. Manufacturing	In-Progress	5. Transportation and Logistics	In-Progress	
		6. Grocery store workers	In-Progress	6. Institutions of Higher Education Faculty / Staff	In-Progress	
		7. Public transit workers	In-Progress	7. Finance	In-Progress	
		8. Mail carriers (USPS and private)	In-Progress	8. Information Technology & Communication	In-Progress	
		9. Officials needed to maintain continuity of government	In-Progress	9. Media	In-Progress	
		10. Clergy/Faith Leaders	In-Progress	10. Legal Services	In-Progress	
		11. Janitorial/Cleaning Staff	In-Progress	11. Public Safety (Engineers)	In-Progress	
		AND			12. Other Public Health Workers	In-Progress
					13. Barbers, Hairstylists, Hairdressers	In-Progress
				Persons Aged 65 years and Older	In-Progress	
		People Living in Correctional Facilities, Homeless Shelters and Migrant Labor Camps.	In-Progress			
		People aged 16 - 64 years with a High-Risk Medical Condition or Disability	In-Progress			

- Phase 2 (open to all age 16+) begins Sunday 4/18
 - Due to reduced supply, it may be several weeks until you can receive an appointment.

Statewide Vaccine Dashboard By Locality of Residence



Total Doses Administered - 4,826,281

**People Vaccinated
with at Least One
Dose***
3,157,257

**% of the Population
Vaccinated with at
Least One Dose**
37.0%

**People Fully
Vaccinated^**
1,853,400

**% of the Population
Fully Vaccinated**
21.7%

* People vaccinated with one dose of a two-dose vaccine and one dose of a single dose vaccine, including doses administered through the Federal CDC Pharmacy Partnership.

^ People vaccinated with two doses of a two-dose vaccine and one dose of a single dose vaccine, including doses administered through the Federal CDC Pharmacy Partnership.

People Vaccinated by Locality of Residence and Vaccination Status

At Least One Dose Count

- 963 - 2246
- 2247 - 5241
- 5242 - 12230
- 12231 - 28533
- 28534 - 66572
- 66573 - 155320
- 155321+

PWC – Counts

At least one dose: 155,740

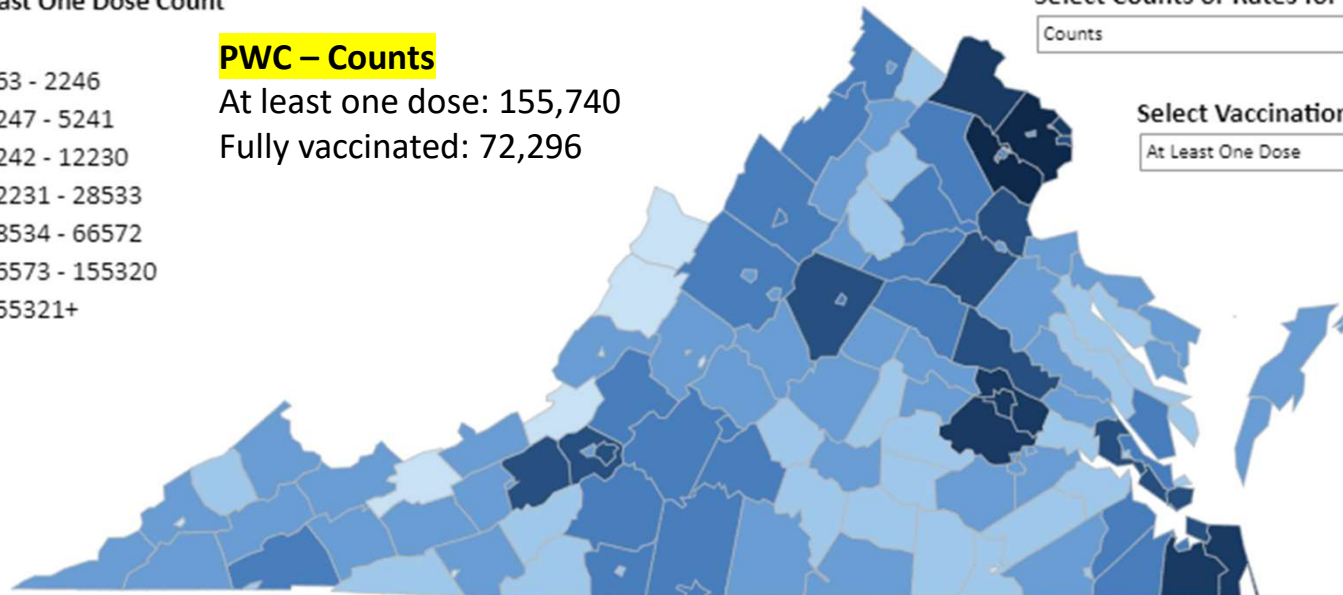
Fully vaccinated: 72,296

Select Counts or Rates for the Map

Counts

Select Vaccination Status

At Least One Dose



People Not Mapped: 385,656

Statewide Vaccine Dashboard

By Locality of Residence – Rates per 100,000



Total Doses Administered - 4,826,281

People Vaccinated
with at Least One
Dose*

3,157,257

% of the Population
Vaccinated with at
Least One Dose

37.0%

People Fully
Vaccinated^

1,853,400

% of the Population
Fully Vaccinated

21.7%

* People vaccinated with one dose of a two-dose vaccine and one dose of a single dose vaccine, including doses administered through the Federal CDC Pharmacy Partnership.

^ People vaccinated with two doses of a two-dose vaccine and one dose of a single dose vaccine, including doses administered through the Federal CDC Pharmacy Partnership.

People Vaccinated by Locality of Residence and Vaccination Status - Rate per 100,000 Population

At Least One Dose Rate per
100,000 Population

- 23643 - 27050
- 27051 - 30948
- 30949 - 35408
- 35409 - 40510
- 40511 - 46348
- 46349 - 53028

PWC– Rate per 100,000

At least one dose: 33,113

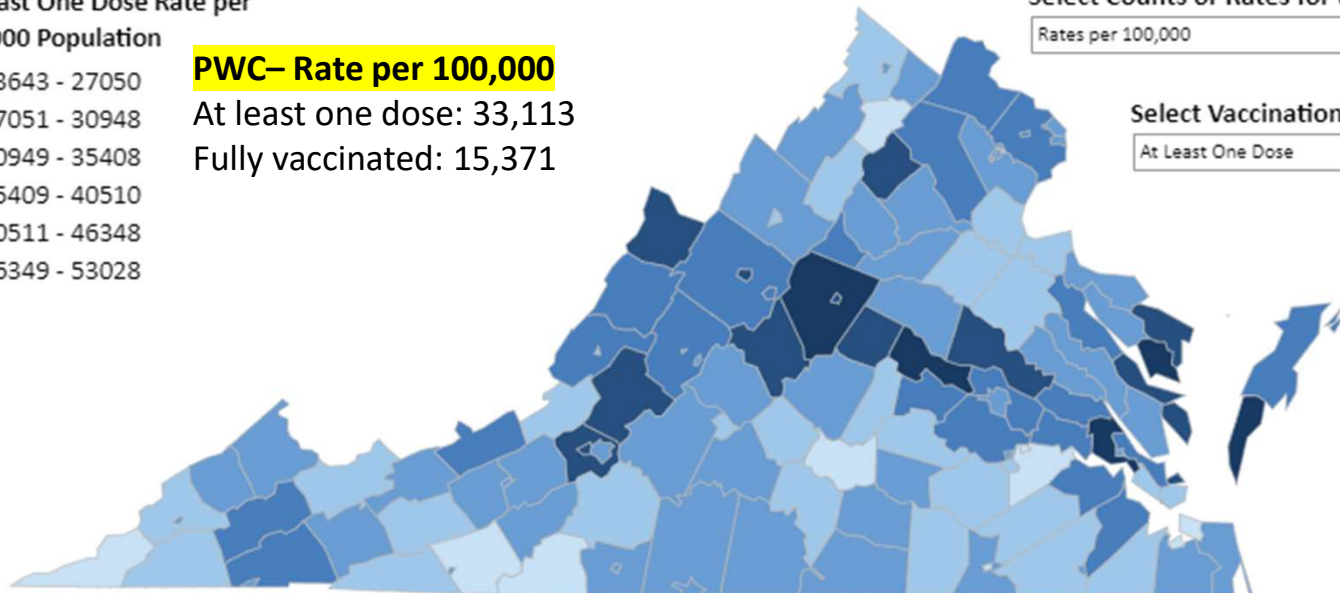
Fully vaccinated: 15,371

Select Counts or Rates for the Map

Rates per 100,000 ▼

Select Vaccination Status

At Least One Dose ▼

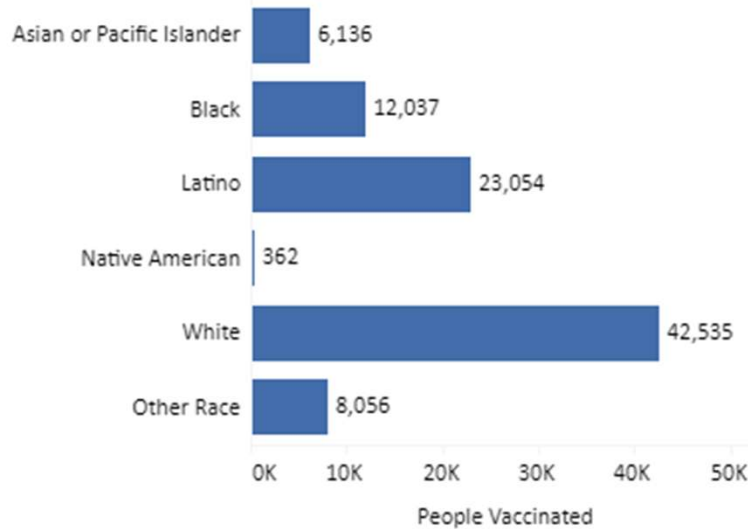


People Not Mapped: 385,656

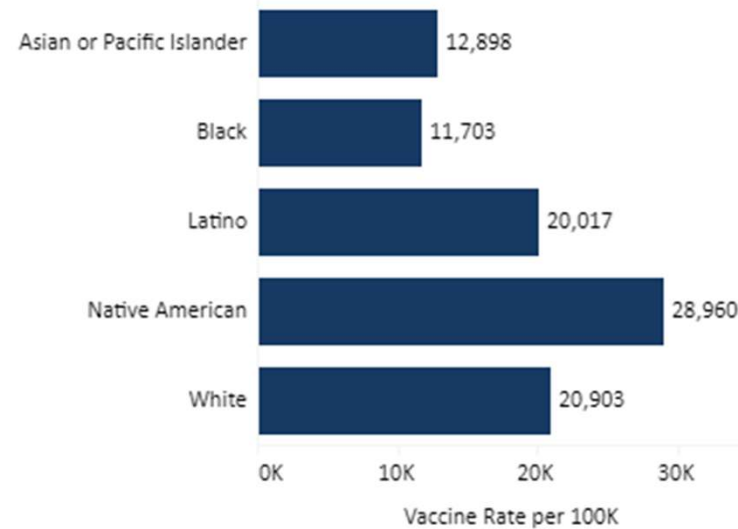
PWHD Vaccine Demographics – Age and Sex



Vaccination Count
By Race and Ethnicity

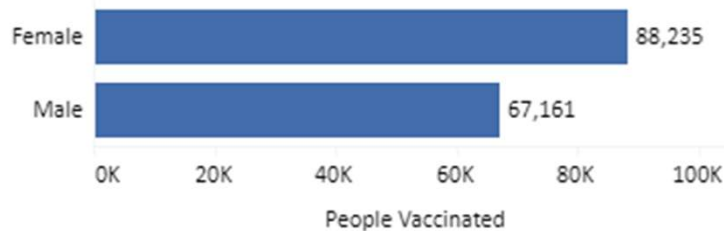


Vaccination Rate per 100,000 Population
By Race and Ethnicity*

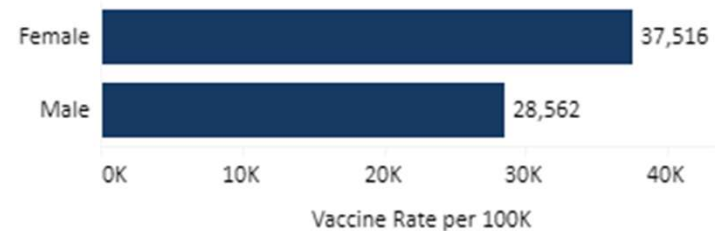


Not Reported: 63,560

Vaccination Count
By Sex



Vaccination Rate per 100,000 Population
By Sex



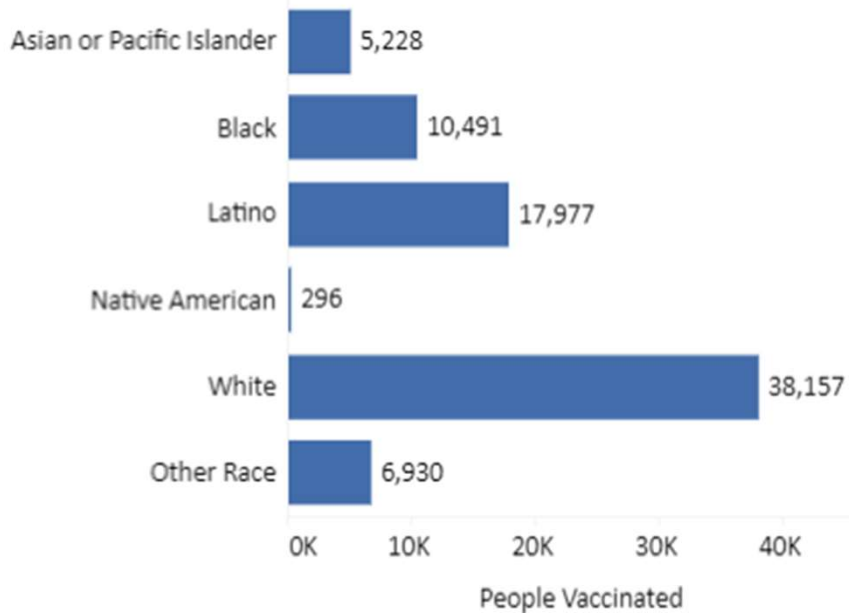
Not Reported: 344

PWHD Vaccine Count by Race



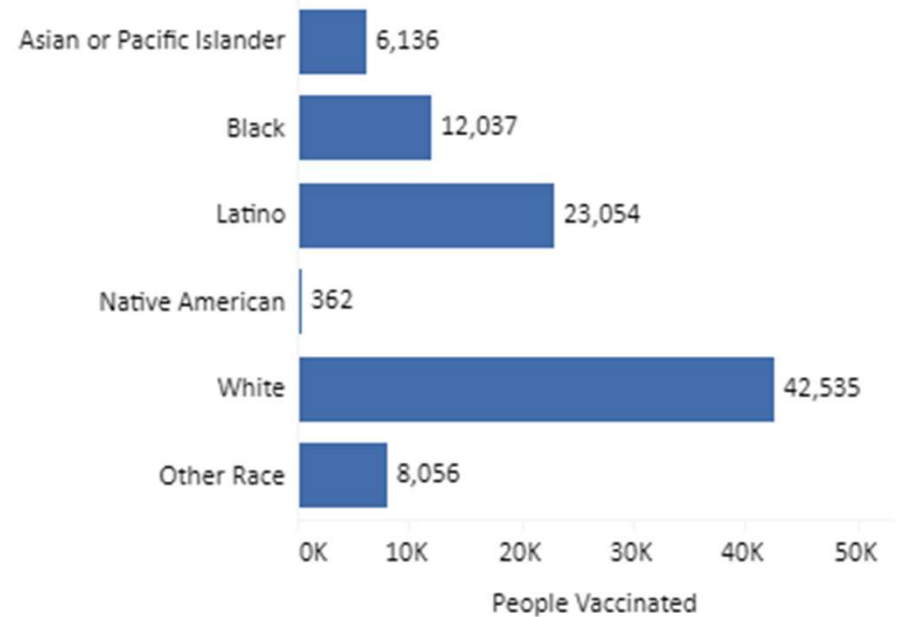
April 6, 2021

Vaccination Count
By Race and Ethnicity



April 13, 2021

Vaccination Count
By Race and Ethnicity



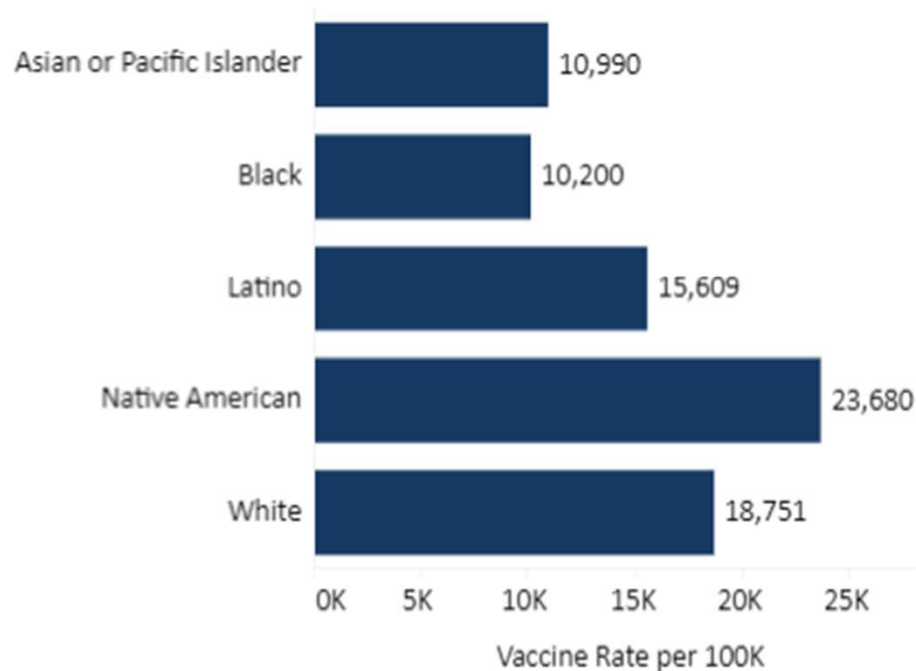
Not Reported: 52,757

PWHD Vaccine Rate per 100,000 by Race & Ethnicity



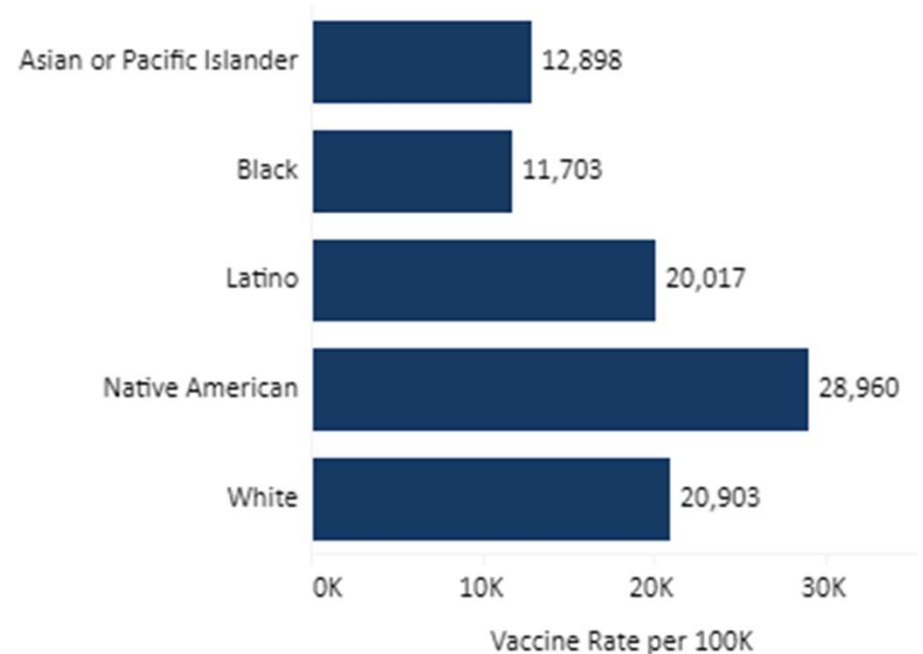
April 6, 2021

Vaccination Rate per 100,000 Population By Race and Ethnicity*



April 13, 2021

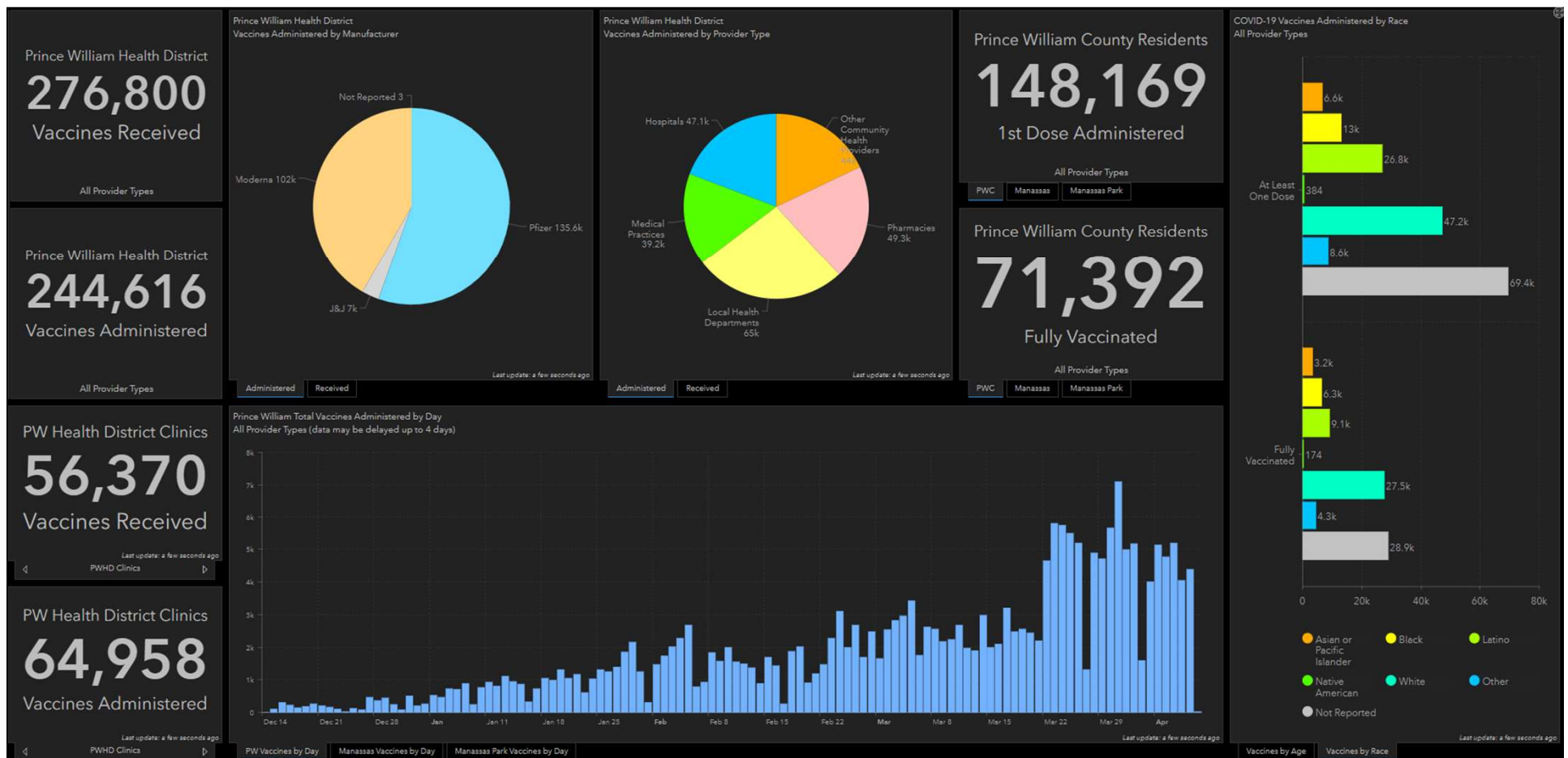
Vaccination Rate per 100,000 Population By Race and Ethnicity*



PWHD Vaccination Dashboard



- <https://pwcgov.maps.arcgis.com/apps/opsdashboard/index.html#/e39cdc00a66243d896b97a4cbb174d5d>



Vaccination Allocation Update

- Due to a reduction in supply from the Federal Government, the State and Prince William Health District will be receiving less vaccine as first doses over the next 4 weeks.
- Change in Methodology:
 - Percentage allocation based on the population of 16–64-year-old's who are unvaccinated in the district.
 - For PWHD, 6.07% or about 12,000 new first doses per week.
 - Allows a full month of clinic planning.
- Direct State allocation of first doses to the Community Vaccination Center at Gander Mountain ends on 4/22
 - PWHD must supply the CVC from its inventory starting the week of 4/26.
- Second doses will continue to be allocated based on the location the first dose was administered.

Vaccination Clinics Overview

- Nearly 70,000 vaccinations have been conducted by PWHD, Community Vaccination Center, Safeway, Kaiser and Health Equity Sites in the past month.
- PWHD-Run Clinics:
 - Manassas Mall - Monday through Saturday, 1,100 doses per day
- Community Vaccination Center – Gander Mountain Site
 - 3,000 second doses per day Monday through Saturday
 - Up to 1,000 first doses per day through 4/22
- Safeway at Veteran’s Memorial Park: approx. 1,000 Pfizer first doses and 600 second doses
- Kaiser Haymarket – 1,170 Pfizer – Saturdays and Sundays

Community Health Equity Vaccine Clinics and Outreach Events



Three events conducted last week:

- 4 pop-up booths + daily booth at Manassas Mall
- Canvassing events distributed flyers and over 750 health equity PPE kits
- Scheduled over 450 appointments

This week's events include:

- Monday: booth at La Azteca Latina Market (Dale City)
- Tuesday and Wednesday: vaccine clinic at Metz Middle School (Manassas)
- Thursday: booth at Manassas Farmer's Market
- Saturday: booth at Manassas Dog Park ribbon cutting
- Daily: booth at Manassas Mall
- All sites will distribute tickets for upcoming vaccine clinics to eligible individuals

State Waitlist and Pre-Registration

- Everyone in Phases 1a and 1b (including 16–64-year-olds with underlying conditions and those who are 65 and older) and 1c who pre-registered from the beginning of the year through Saturday 4/10 has been invited for an appointment.
- New registrants in groups 1a/b/c will continue to have priority scheduling once we enter phase 2.
- **Pre-Register:**
 - vaccinate.virginia.gov or call 877-VAX-IN-VA (877-829-4682, TTY users call 7-1-1).
 - Everyone who lives or works in Virginia should pre-register so they can be notified when they are eligible for a free vaccination AND when an appointment is available.
- If you have signed up previously and are in the eligible groups but have not been notified, visit the website or call to ensure your information is correct on the waitlist.
 - If info is not found, sign up again.

Call Center and Registration System Updates

- **Local Call Center:**

- Implementing a plan to reduce library staffing of the call center so that libraries can resume normal service delivery before the end of April.
- On schedule to transition call center support for scheduling and vaccine information to the VDH State Call Center.

- **Scheduling:**

- Transition of scheduling appointments to the VDH Vaccine Appointment Scheduling Engine (VASE) for PWHD and partner clinics complete.
- Planned transition to VASE+ (replaces PrepMod) the week of 4/19.

- **Federal Pharmacy Partners:**

- Using www.vaccinefinder.org

Ongoing Outreach Campaign



Help Stop COVID-19



**WEAR A MASK
SOCIAL DISTANCE
WASH YOUR HANDS
GET THE VACCINE WHEN IT IS YOUR TURN**
TO KEEP YOU AND YOUR LOVED ONES SAFE



Questions

