


























# COVID-19 Operational Update

Brian Misner  
Emergency Management Coordinator

March 2, 2021

# Virginia Executive Order 72 Update (Update 2/24)

- Due to continued decline in COVID-19 hospitalizations and infection and vaccinations rise in Virginia, EO 72 amended with the next steps of the “Forward Virginia” plans to safely and gradually ease restrictions.
- The new guidelines will be effective for at least one month and mitigation measures may be eased further if key health metrics continue to improve.

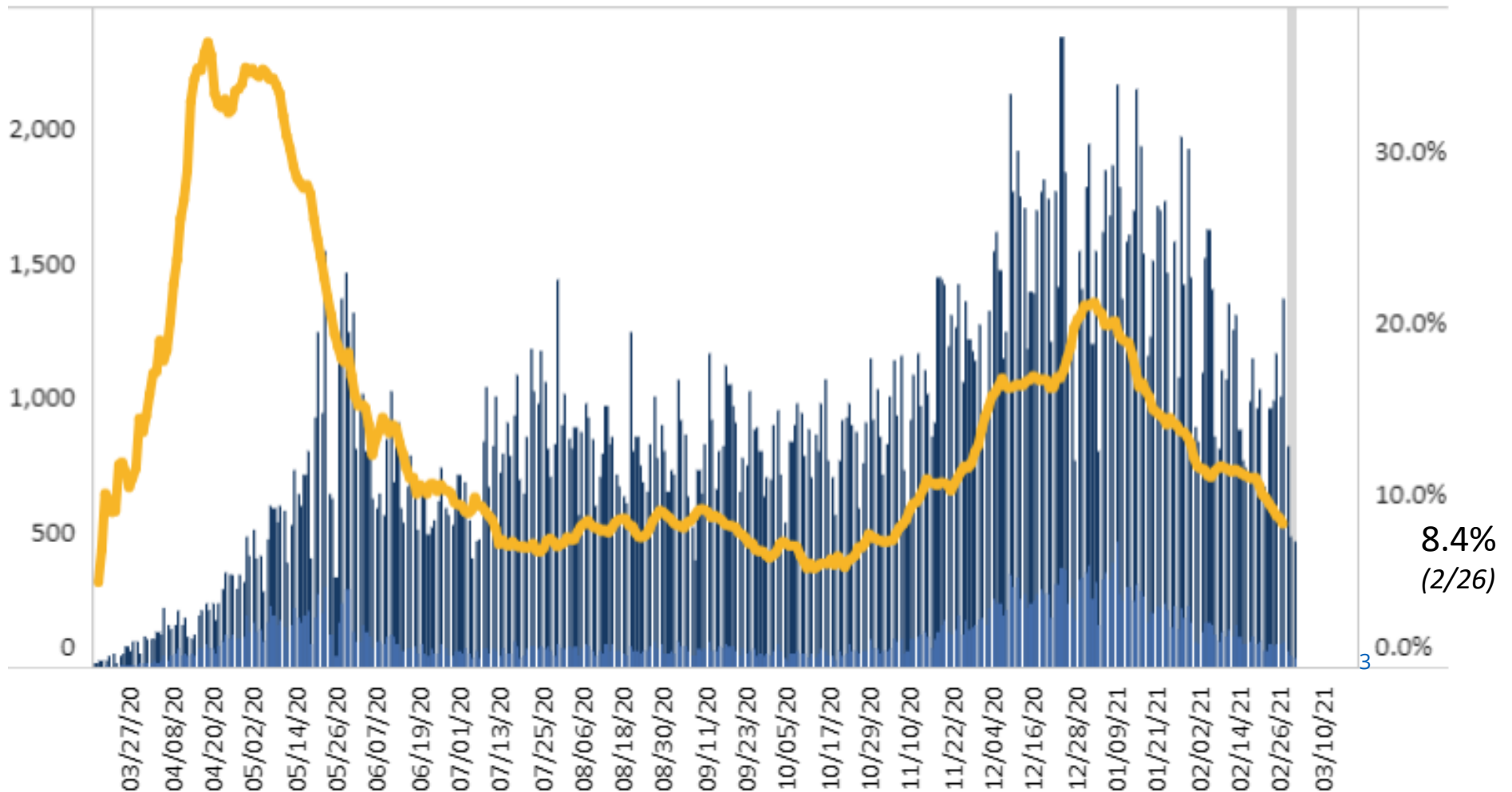
	NOW		MARCH 1	
NON-ESSENTIAL RETAIL		Open		Open
RESTAURANTS AND BEVERAGE SERVICES		Open		Open
ENTERTAINMENT VENUES		Open at 30 percent capacity or 250 persons		Indoors: Open at 30 percent capacity or 250 persons Outdoors: Open at 30 percent capacity or 1,000 persons
FITNESS AND EXERCISE		Open at 75 percent capacity		Open with 75 percent capacity
RECREATIONAL SPORTS		Indoors: Open at 30 percent capacity or 25 spectators per field Outdoors: Open at 30 percent capacity or 2 spectators per participants		Indoors: Open at 30 percent capacity or 25 spectators per field Outdoors: Open at 30 percent capacity or 250 spectators per field
GATHERINGS		10-person limit		Indoors: 10-person limit Outdoors: 25-person limit
CHILDCARE		Open		Open
PLACES OF WORSHIP		Open		Open
PERSONAL GROOMING		Open		Open
PRIVATE CAMPGROUNDS		Open		Open
OVERNIGHT SUMMER CAMPS		Closed		Open May 1 with mitigation measures
LARGE AMUSEMENT VENUES		Open at 50 percent capacity (outdoor only)		Open at 50 percent capacity (outdoor only)

# Number of Positive Tests vs. Tests Conducted - Cumulative



Number of Testing Encounters, Number of Positive Testing Encounters, and Percent Positivity\*\* by Lab Report Date - Prince William, PCR Only

- Percent Positivity, 7-Day Moving Average
- Positive Testing Encounters
- Number of Testing Encounters



# COVID-19 Cases in PWHD



Number of New Cases Reported<sup>^</sup>

**74**

7-Day Average Number of Daily New Cases Reported

**91**

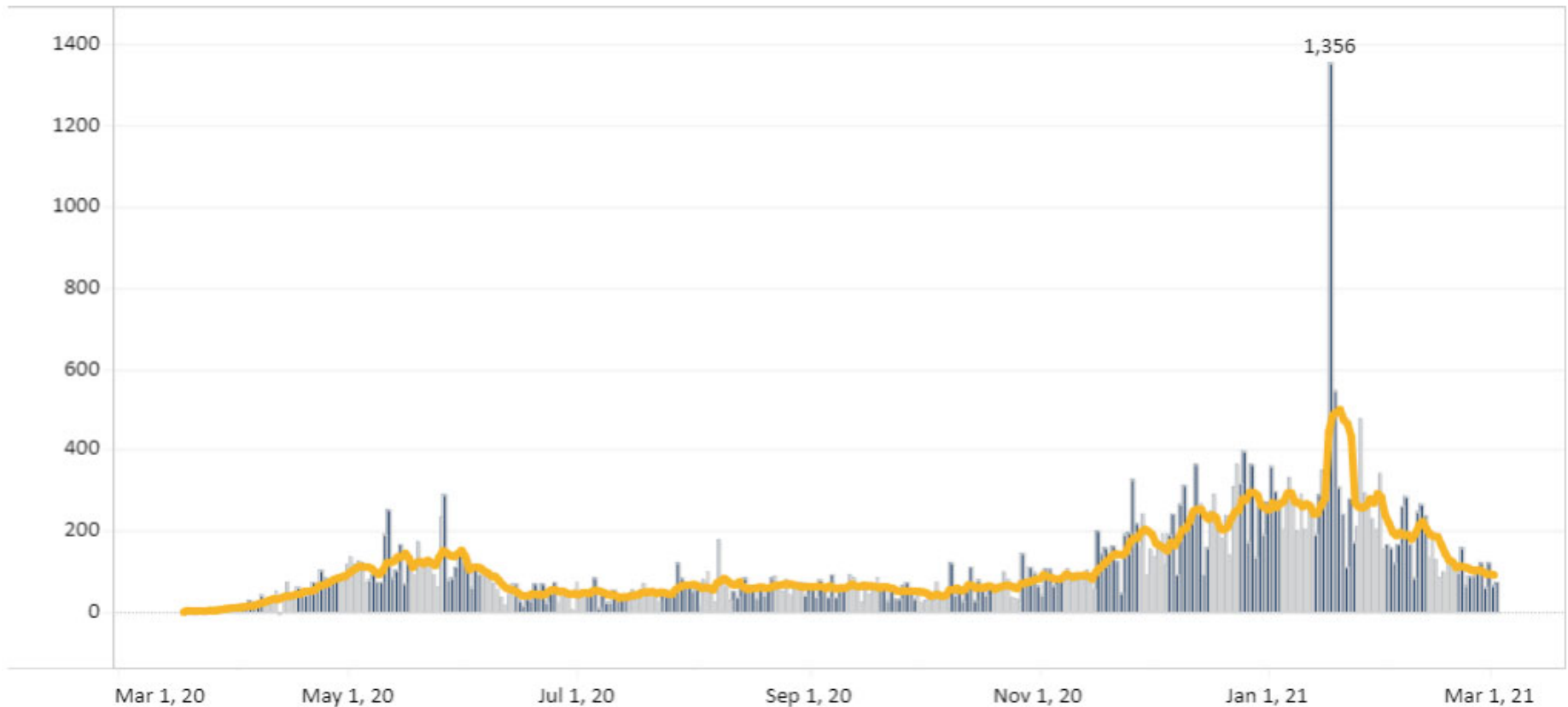
7-Day Average Number of New Daily Cases Reported, Rate per 100,000 Population

**19.5**

Total Number of New Cases per 100,000 Population within last 14 days

**299.6**

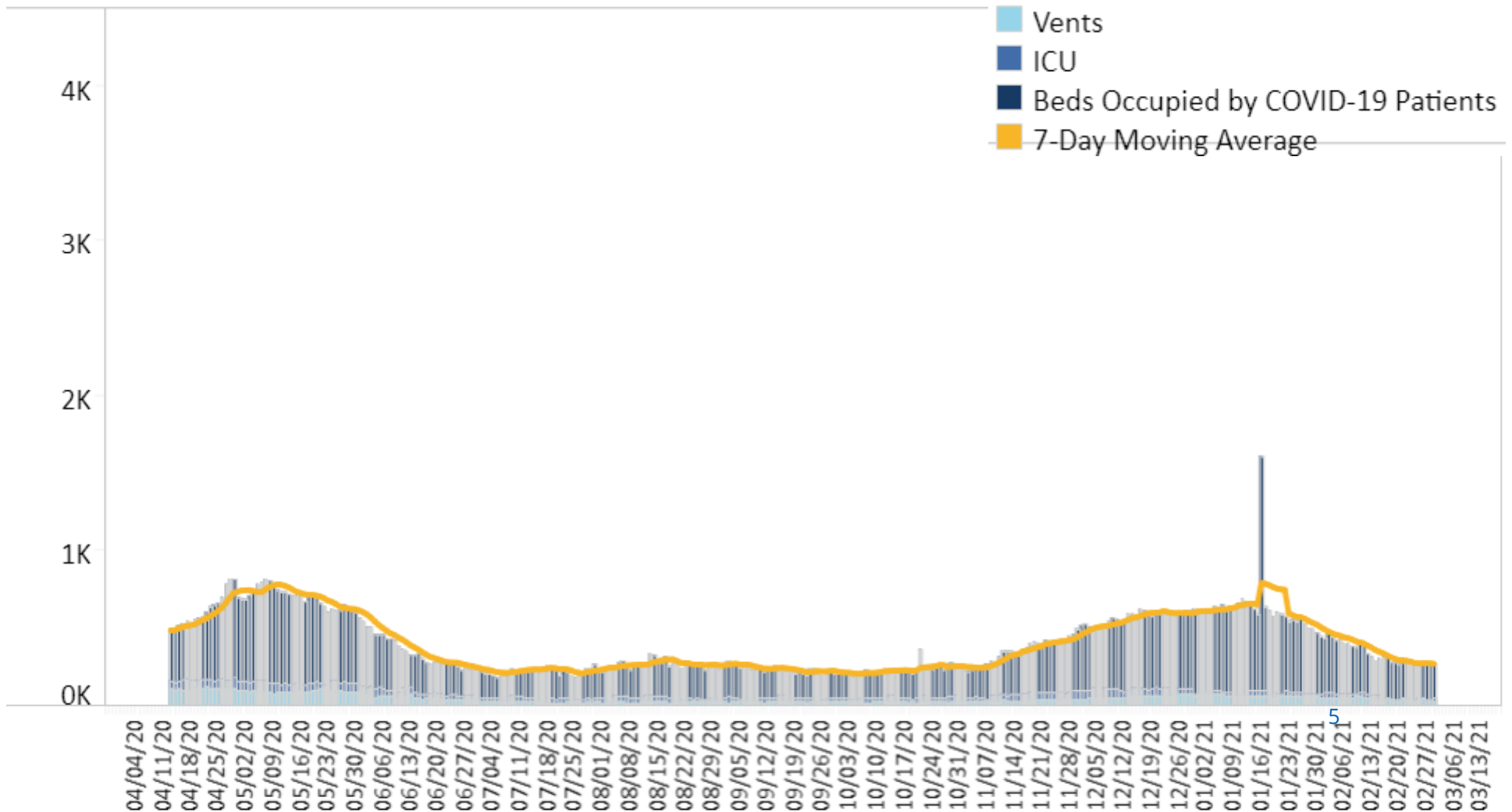
Report Date Daily Cases Counts - Prince William



# COVID-19 Hospitalizations in NOVA



Number of Patients Hospitalized with a Positive or Pending COVID-19 Test - Northern Region



# COVID-19 Hospitalizations in PWHD



Number of New Hospitalizations Reported<sup>^</sup>

**1**

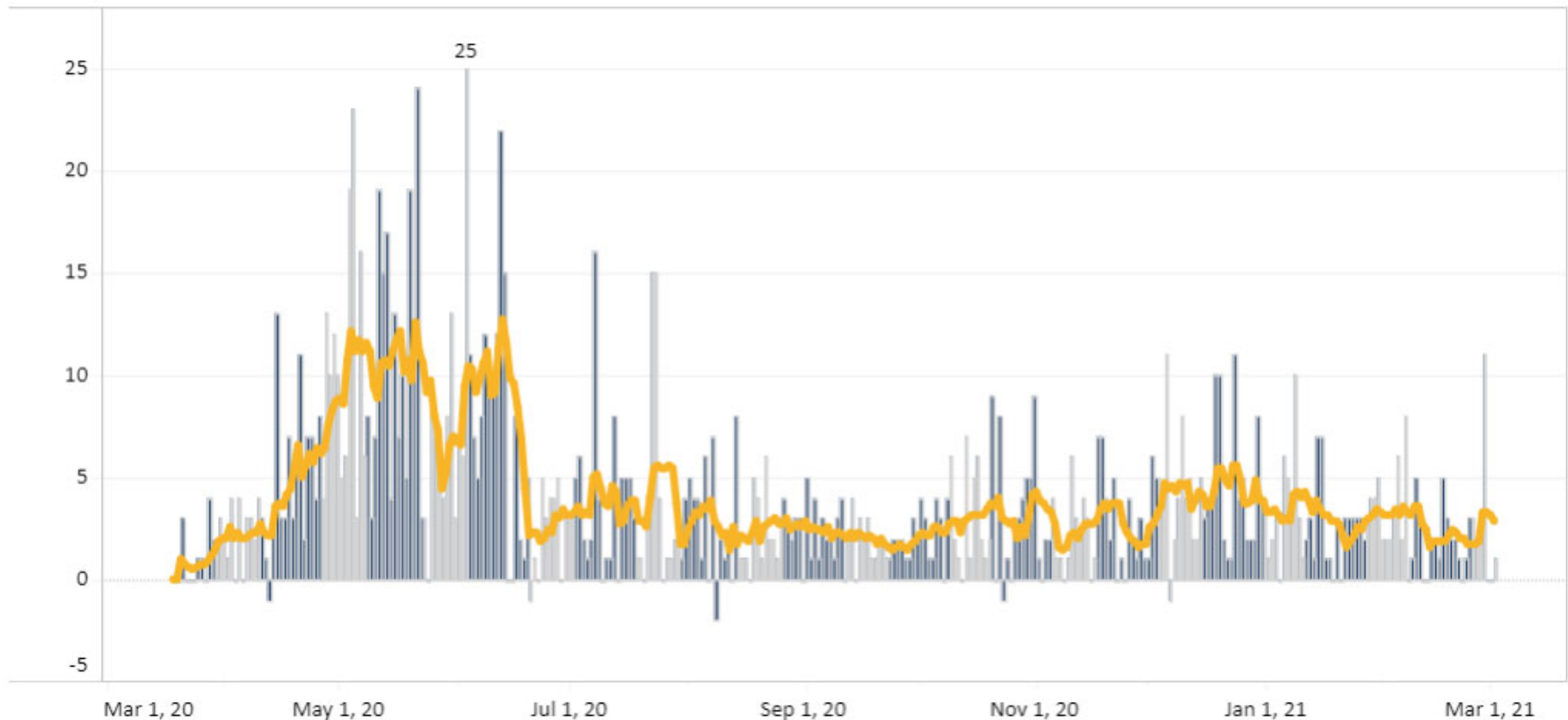
7-Day Average Number of Daily New Hospitalizations Reported

**3**

7-Day Average Number of New Daily Hospitalizations Reported, Rate per 100,000 Population

**0.6**

Report Date Daily Hospitalizations Counts - Prince William

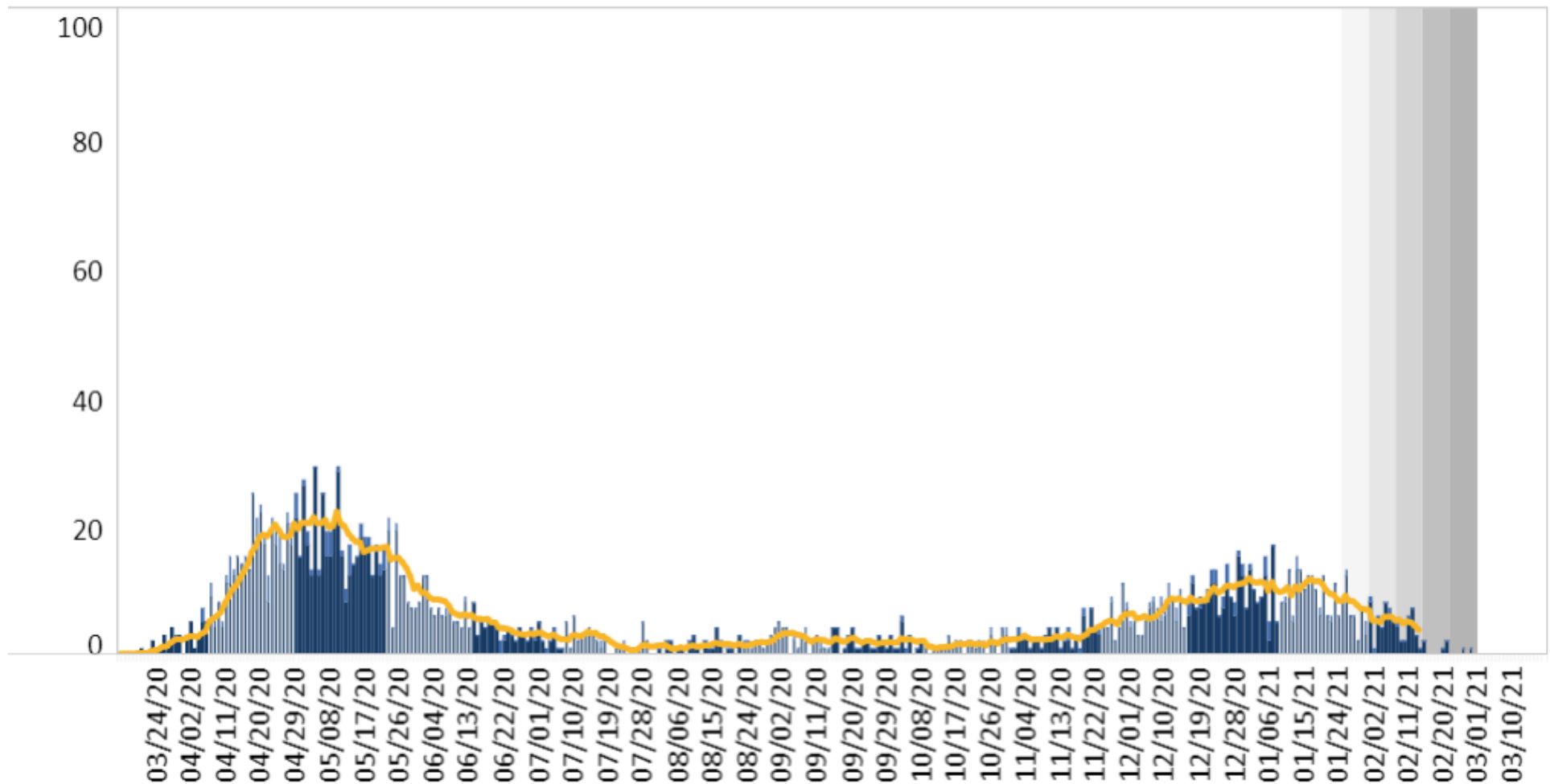


# COVID-19 Deaths in NOVA



## Number of Deaths by Date of Death - Northern Region

Number of deaths by the day of death as written on the death certificate





# COVID-19 Deaths in PWHD



Number of New Deaths Reported^

**4**

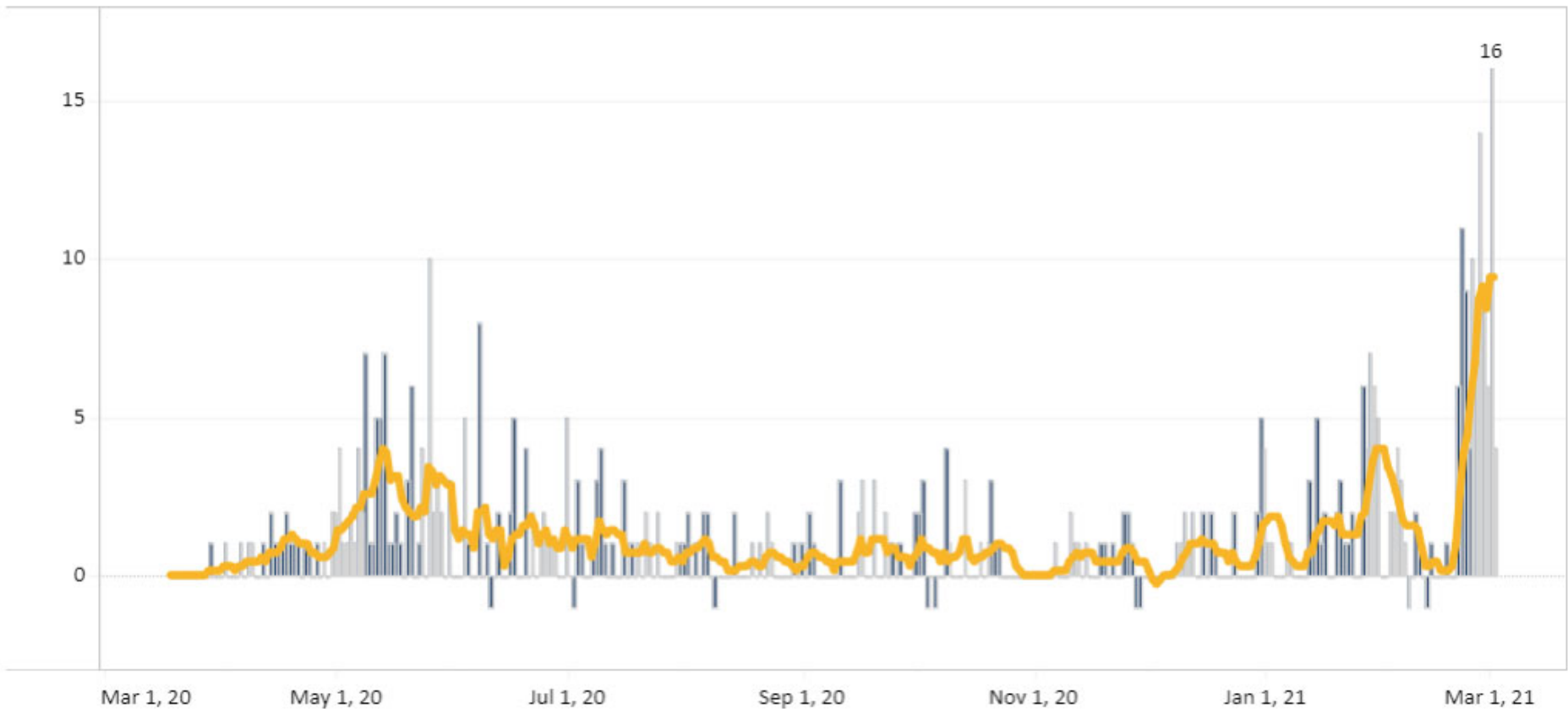
7-Day Average Number of Daily New Deaths Reported

**9**

7-Day Average Number of New Daily Deaths Reported, Rate per 100,000 Population

**2.0**

Report Date Daily Deaths Counts - Prince William





# COVID-19 Testing Update



- We have reduced our mobile test sites from 11 to 7 locations per week.
- Still at the same capacity of 200 tests/day.
- Each of the designated mobile sites are being visited once per week.
- Reasons for change:
  - 60 percent decrease in demand over the last month
  - Weather impacts on staff and logistics
- We are closely monitoring the situation and plan to adjust accordingly.

# Vaccine Distribution Phases

## Prince William Health District COVID-19 Vaccination Status | Last Updated 2/27/2021

Phase 1a		Phase 1b Frontline Essential Workers		Phase 1c Other Essential Workers			
All Categories of Healthcare Workers and Long-Term Care Facilities	<b>In Progress</b>	1. Police, Fire, and Hazmat Workers	<b>In-Progress</b>	1. Energy	<i>Not Yet Eligible</i>		
		2. Corrections and homeless shelter workers	<b>In-Progress</b>	2. Water, wastewater, and waste removal workers	<i>Not Yet Eligible</i>		
		3. Childcare/PreK-12 Teachers/Staff	<b>In-Progress</b>	3. Housing Construction	<i>Not Yet Eligible</i>		
		4. Food and Agriculture (including Veterinarians)	<i>Not Yet Eligible</i>	4. Food Service	<i>Not Yet Eligible</i>		
		5. Manufacturing	<i>Not Yet Eligible</i>	5. Transportation and Logistics	<i>Not Yet Eligible</i>		
		6. Grocery store workers	<i>Not Yet Eligible</i>	6. Institutions of Higher Education Faculty / Staff	<i>Not Yet Eligible</i>		
		7. Public transit workers	<i>Not Yet Eligible</i>	7. Finance	<i>Not Yet Eligible</i>		
		8. Mail carriers (USPS and private)	<i>Not Yet Eligible</i>	8. Information Technology & Communication	<i>Not Yet Eligible</i>		
		9. Officials needed to maintain continuity of government	<i>Not Yet Eligible</i>	9. Media	<i>Not Yet Eligible</i>		
		10. Clergy/Faith Leaders	<i>Not Yet Eligible</i>	10. Legal Services	<i>Not Yet Eligible</i>		
		11. Janitorial/Cleaning Staff	<i>Not Yet Eligible</i>	11. Public Safety (Engineers)	<i>Not Yet Eligible</i>		
		<b>AND</b>		12. Other Public Health Workers	<i>Not Yet Eligible</i>		
		Persons Aged 65 years and Older	<b>In-Progress</b>				
		People Living in Correctional Facilities, Homeless Shelters and Migrant Labor Camps.	<b>In-Progress</b>				
People aged 16 - 64 years with a <a href="#">High-Risk Medical Condition or Disability</a>	<b>In-Progress</b>						

# Statewide Vaccine Dashboard



## COVID-19 in Virginia: Vaccine Doses Received and Administered



Dashboard Updated: 3/2/2021

Total Vaccine Doses Received

**2,441,125**

First Doses Administered

(out of received)

**90.5%**

Second Doses Administered

(out of received)

**67.2%**

First and second doses do not include 223,470 doses received through the Federal LTCF Program.

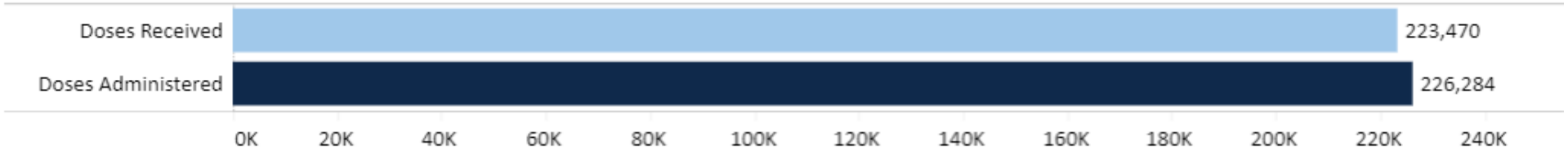
Total 2,441,125 equals 200% (100% of first and 100% of second doses)

# Statewide Vaccine Dashboard

## Cumulative Doses Received




### Federal Long-Term Care Facility (LTCF) Program Doses Administered and Received



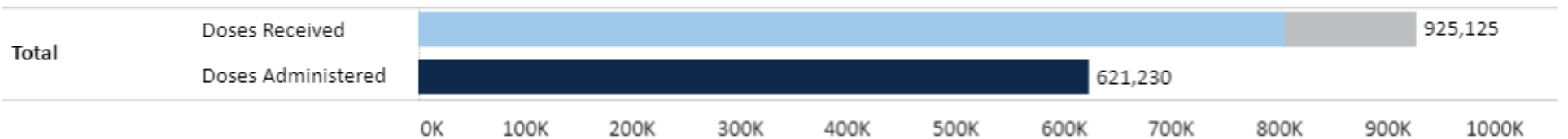
### Vaccine Received and Administered through Virginia's State COVID-19 Vaccination Program (Does not include Federal LTCF Program)

#### COVID-19 Vaccine Received and Administered\* by Facility Type and Dose\*

#### First Doses



#### Second Doses

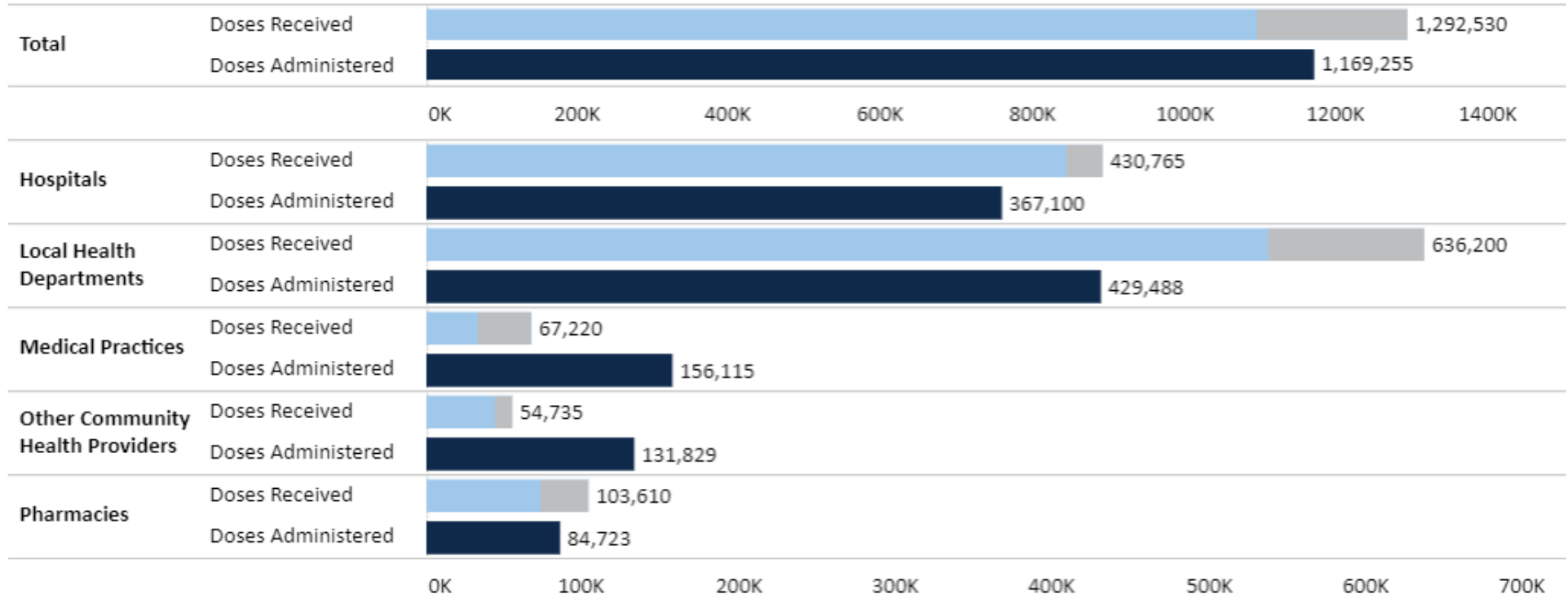


# Statewide Vaccine Dashboard

## First Doses



### First Doses



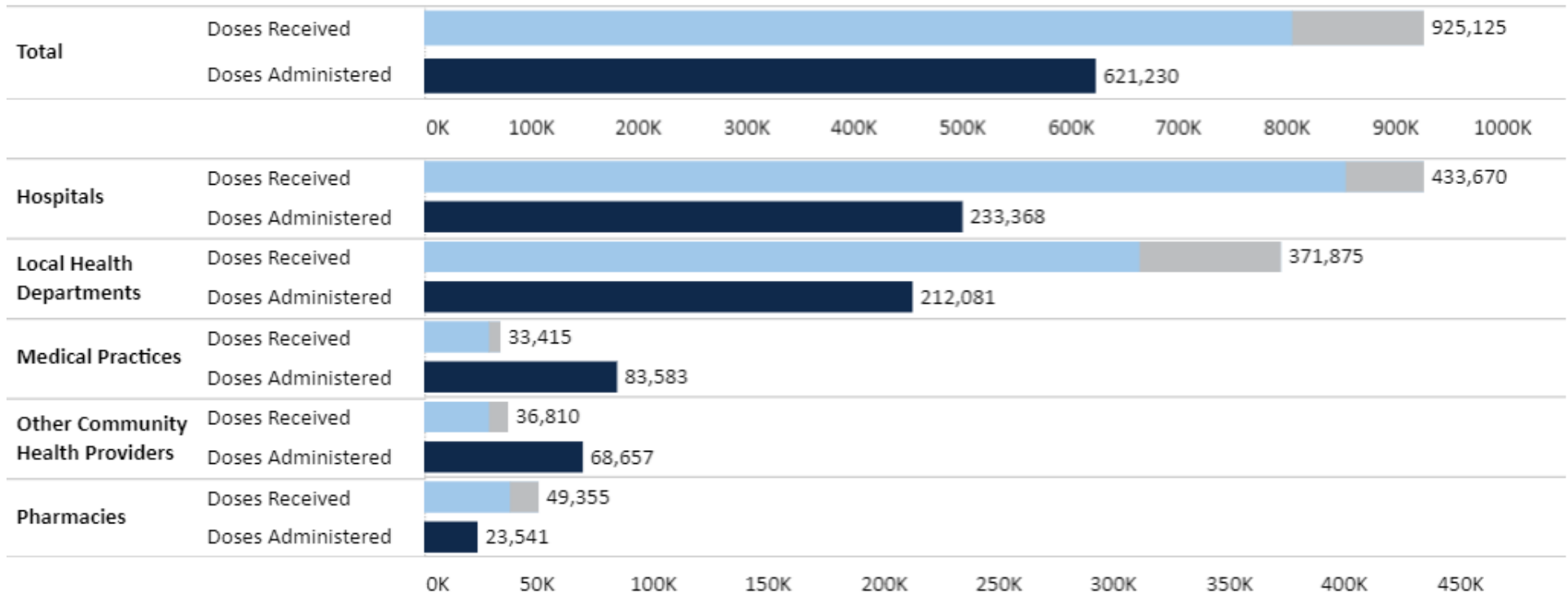
- Doses received by hospitals and local health departments (LHD) include those **redistributed** to the partners listed.
- Doses received by partners include only those **shipped directly** and do not include those **redistributed**.

# Statewide Vaccine Dashboard

## Second Doses



### Second Doses



# Statewide Vaccine Dashboard By Locality of Residence



Total Doses Administered	People Vaccinated with at Least One Dose*	People Fully Vaccinated	% of the Population Vaccinated with at Least One Dose
<b>2,016,769</b>	<b>1,318,890</b>	<b>697,879</b>	<b>15.5%</b>

\* Includes people vaccinated with 1 or 2 doses of a 2-dose vaccine, including doses administered through the Federal CDC Pharmacy Partnership for Long Term Care Facilities.

## People Vaccinated by Locality of Residence and Vaccination Status

At Least One Dose Count

- 446 - 992
- 993 - 2207
- 2208 - 4909
- 4910 - 10921
- 10922 - 24295
- 24296 - 54047
- 54048+

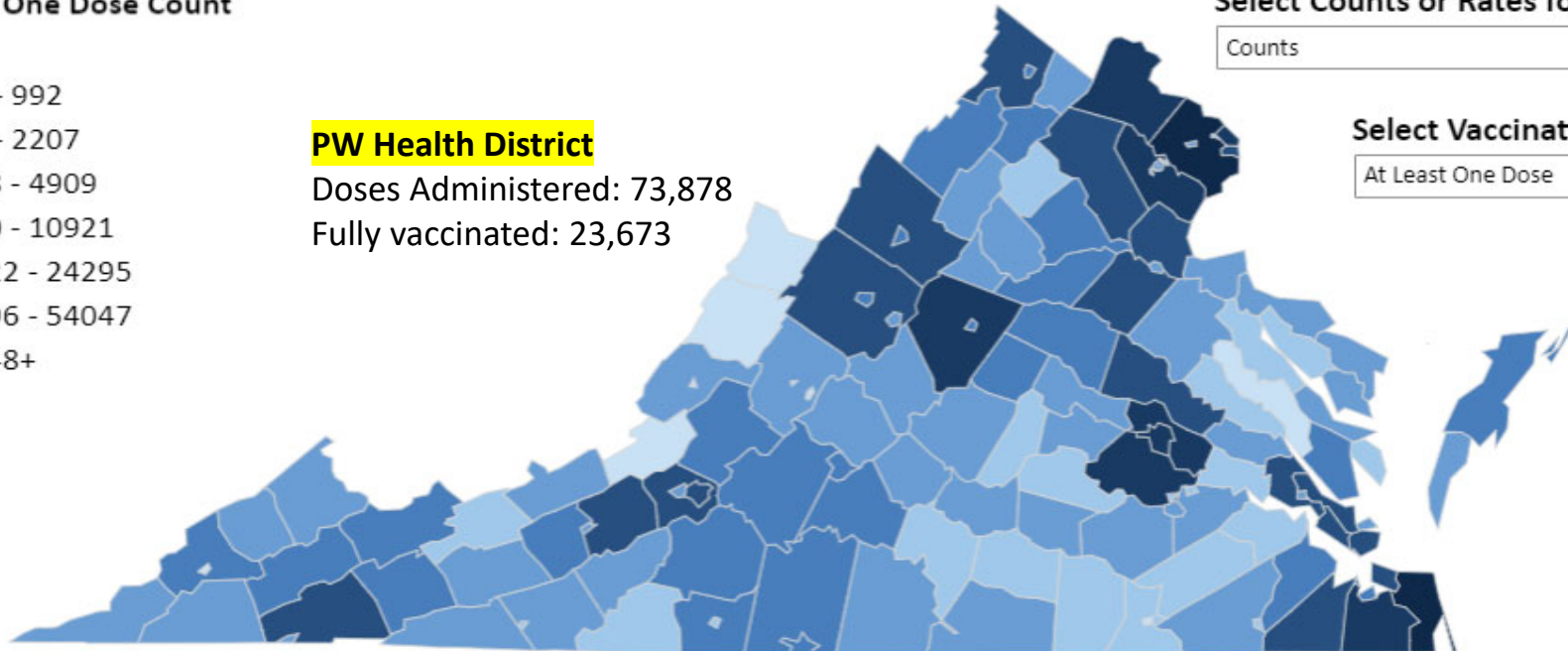
**PW Health District**  
Doses Administered: 73,878  
Fully vaccinated: 23,673

Select Counts or Rates for the Map

Counts

Select Vaccination Status

At Least One Dose



People Not Mapped: 203,961



# Statewide Vaccine Dashboard

## By Locality of Residence – Rates per 100,000



Total Doses Administered	People Vaccinated with at Least One Dose*	People Fully Vaccinated	% of the Population Vaccinated with at Least One Dose
<b>2,016,769</b>	<b>1,318,890</b>	<b>697,879</b>	<b>15.5%</b>

\* Includes people vaccinated with 1 or 2 doses of a 2-dose vaccine, including doses administered through the Federal CDC Pharmacy Partnership for Long Term Care Facilities.

### People Vaccinated by Locality of Residence and Vaccination Status - Rate per 100,000 Population

At Least One Dose Rate per 100,000 Population

- 6291 - 8254
- 8255 - 10833
- 10834 - 14217
- 14218 - 18658
- 18659 - 24487
- 24488+

**PW Health District – Rate per 100,000**

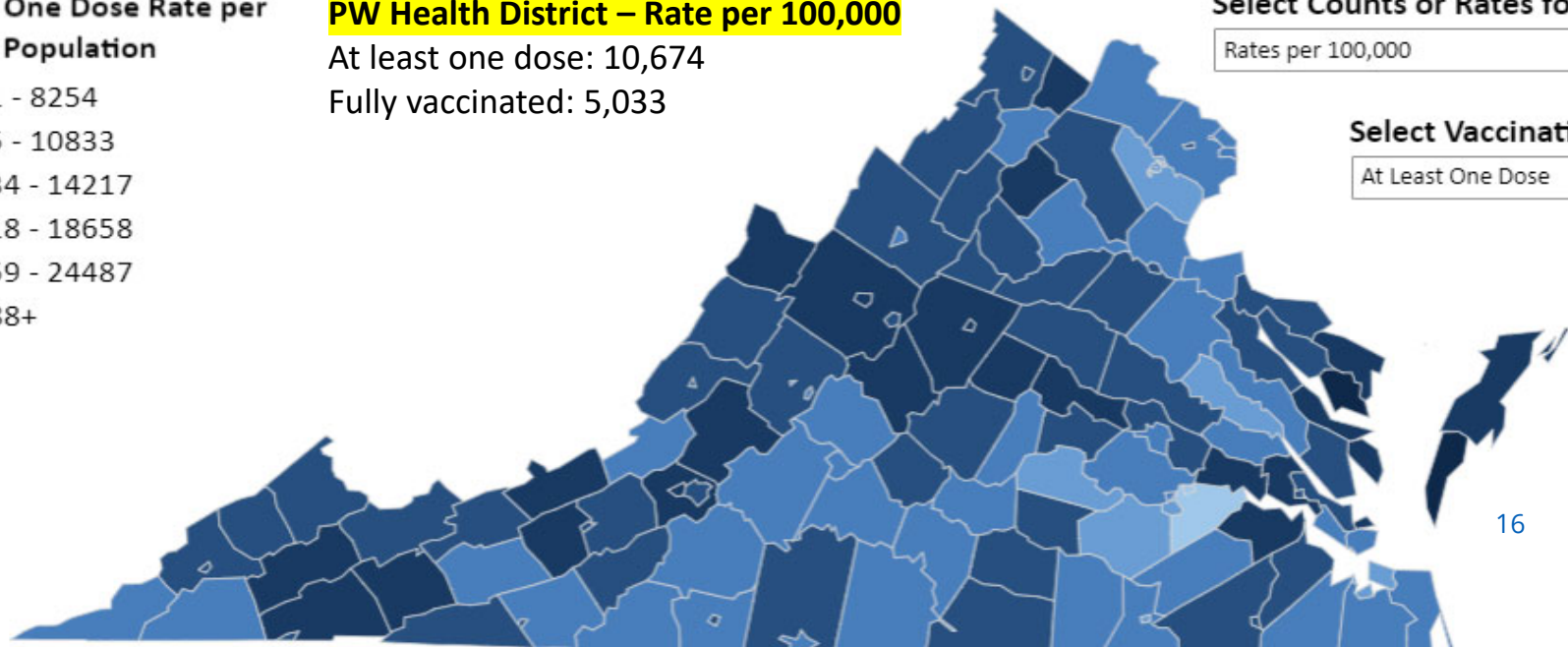
At least one dose: 10,674  
Fully vaccinated: 5,033

Select Counts or Rates for the Map

Rates per 100,000

Select Vaccination Status

At Least One Dose

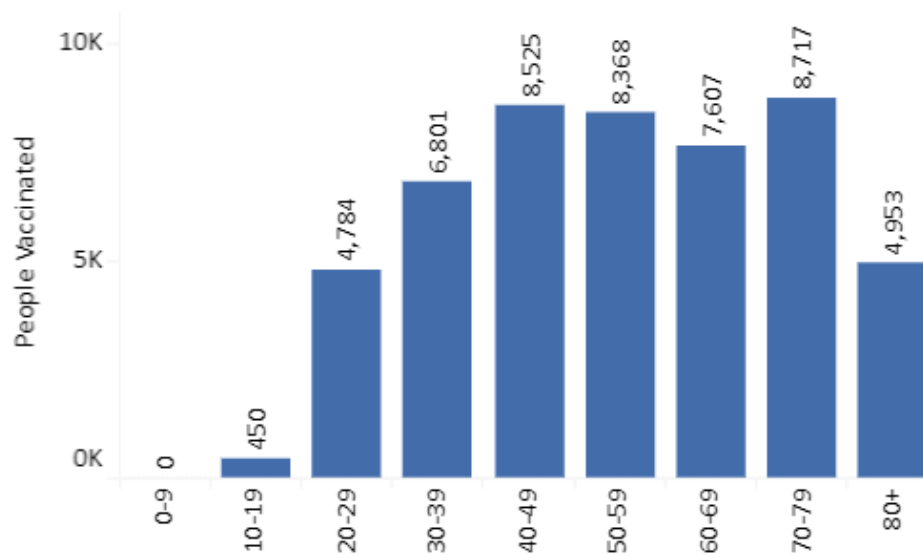


People Not Mapped: 203,961

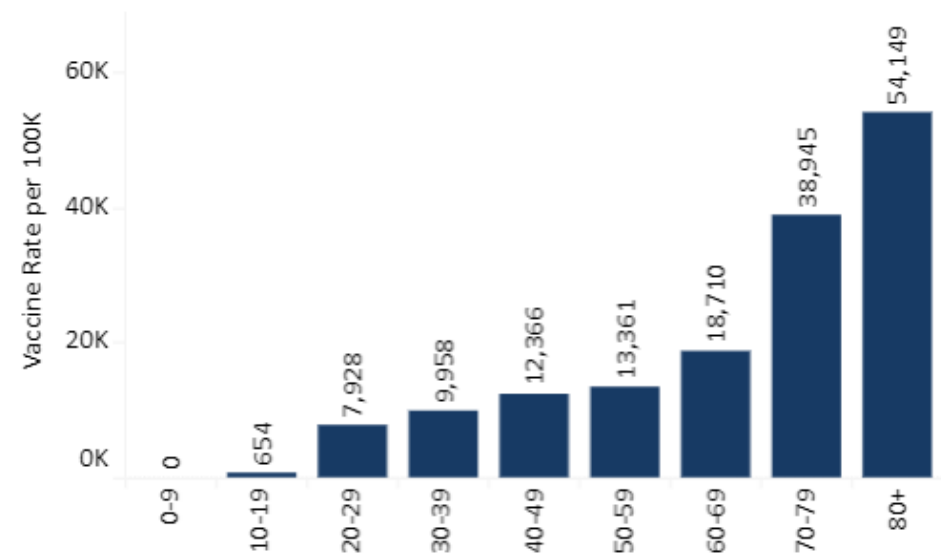
# PWHD Vaccine Demographics – Age and Sex



Vaccination Count  
By Age Group

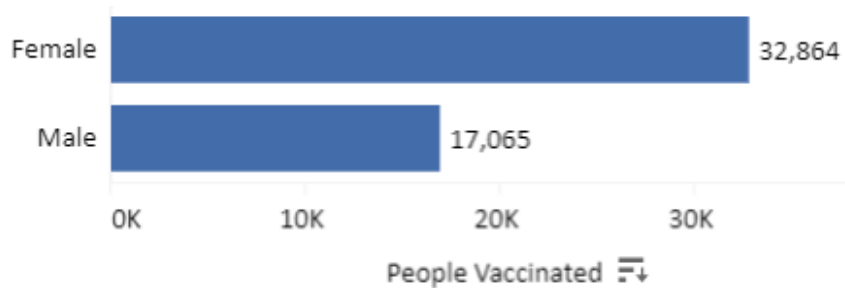


Vaccination Rate per 100,000 Population  
By Age Group

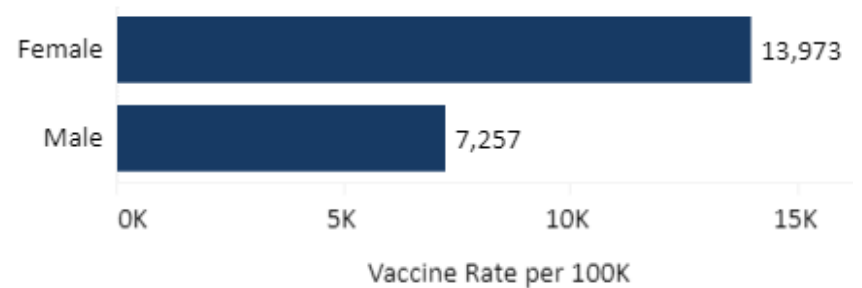


Not Reported: 0

Vaccination Count  
By Sex



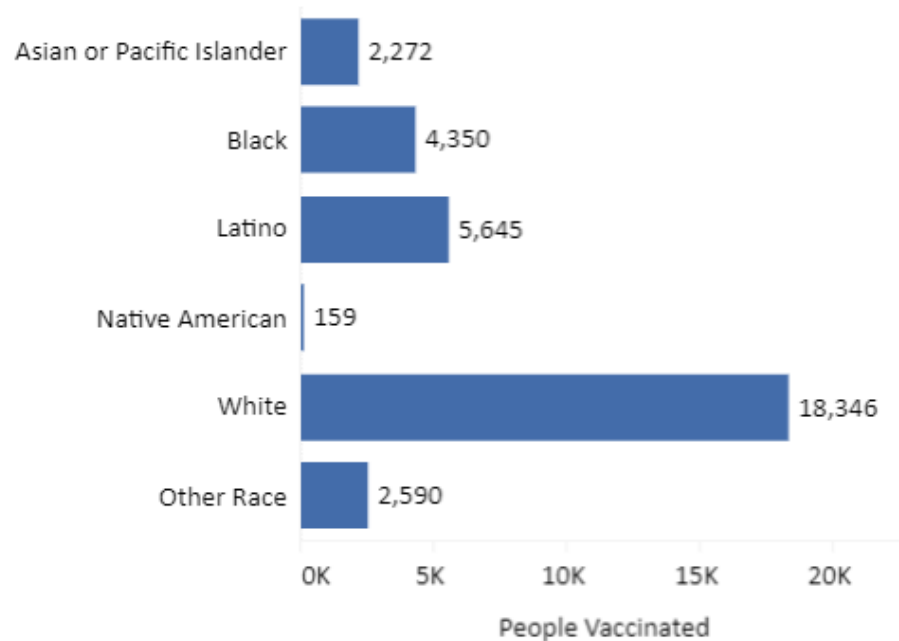
Vaccination Rate per 100,000 Population  
By Sex



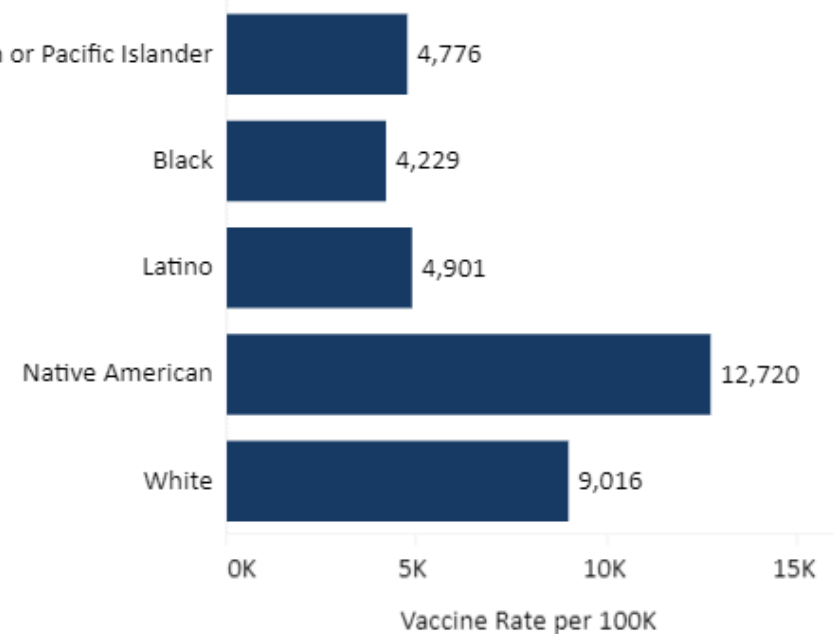
# PWHD Vaccine Demographics - Race



## Vaccination Count By Race and Ethnicity



## Vaccination Rate per 100,000 Population By Race and Ethnicity\*



Not Reported: 16,843

# Vaccine Distribution Planning Assumptions

- Continuing to plan for large PWHD Clinics:
  - **West:** Manassas Mall site opened 2/16
    - Can add capacity when vaccine supply increases
  - **East:** Old Gander Mountain site will be used beginning Wednesday, 3/3 to support pharmacy partners and PWHD clinics.
    - Large-scale capacity of over 100 stations.
- Increasing partnerships with community partners and pharmacy partners while continuing to increase PWHD-run clinic capacity.
- Planning for Johnson and Johnson and vaccine distribution.

# PWHD Vaccine Inventory

- **Pfizer** allocation: 7,020 (includes first and second doses)
  - All to Novant and Kaiser and now scheduling from PWHD waitlist and from existing PWHD member list 65 and older
  - Schools staff completed except for 2<sup>nd</sup> doses
- As of Saturday, 2/27 – **Moderna:**
  - Total doses received by PWHD: 31,250
  - Total doses administered by PWHD or transferred to partners: 24,431
- **Vaccine Inventory – Week of 3/1:**
  - On-hand as of 3/1: 6,819 (includes first and second doses)
    - Anticipated Incoming allocation from VDH the week of 3/1: +7,300
    - Allocation assigned to community partners week of 3/1: -5,200
    - Total PWHD clinic appointments to schedule: - 4,752
  - **Remaining Doses: 4,167**

# Vaccination Clinics Planned for 3/1 – 3/6

- The following vaccination clinics will be in operation this week, Monday through Saturday:
  - PWHD-Run clinics (Total 4,752):
    - Manassas Mall (second doses) – 430 doses daily – 2,150 total
    - Beacon Hall (first doses) – 290 doses daily – 1,450 total
    - Gander Mountain (second doses) Saturday only: 1,152 total doses
  - Safeway at Veteran’s Memorial Park (first and second doses) - 200 doses daily
  - Walmart at new Gander Mountain Site (First doses)
    - Wednesday through Saturday, 600 doses daily
      - 2,400 total doses from Federal Allocation
      - Booking from PWHD portion of State waitlist
  - Novant / PWCS – Kelly Leadership Center:
    - 1,466 first doses Saturday 3/6 from PWHD waitlist

# Federal Pharmacy Partnership Program

- In addition to the PWHD vaccination sites, the state announced that several pharmacies in the county will begin vaccinating through the federal pharmacy partnership program.
- PWHD provided a list of potential sites but individual pharmacy partners ultimately chose locations, including:
  - Safeway in Braemar Village Plaza (Bristow)
  - Safeway in Cheshire Station Plaza (Dale City)
  - Safeway in Merchant Plaza (Woodbridge)
  - Manassas Pharmacy (Manassas)
  - CVS Pharmacy (Gainesville)
  - Giant (Merchants View Square in Haymarket)
  - Giant (Sudley Road in Manassas)
  - Giant (Dale Blvd. in Woodbridge)
- The pharmacies will be vaccinating those 65+.
- Most will be using the state waitlist (those who are eligible from PWHD) to make appointments



# Waitlist and Call Center Updates

- **State Call Center:**

- State Center: 877-VAX-IN-VA
  - State Call center currently scheduling appointments for some federal pharmacy partner clinics as pilot.

- **Local call center:**

- Still handling testing questions and scheduling appointments.
- Currently booking second doses that are due within the next 7 days, then first doses.
- Also booking appointments for PWHD, Safeway, Novant, and Kaiser clinics until PrepMod is brought online.

- **Waitlist:**

- Closed as of 5:00 PM Friday 2/12 and all data securely transferred to VDH pre-registration system.
  - Transferred 52,995 people from first dose waitlist to Commonwealth's pre-registration system.
    - 10,643 total scheduled as of 3/1 (+8474 since 2/15)

# EOC Taskforce Updates

- Economic Recovery Taskforce
  - 3 Economic recovery programs still operating through June 30, 2021:
    - Ignite – Grant to selected high-growth companies and tech catalyst organizations
    - FireUp – Business mentoring and coaching program
    - Construction and Renovation Permit Rebates – expanded to help more businesses with permitting fees
- Cost Recovery
  - Coordinating ongoing CARES Act and FEMA Public Assistance reimbursement process for eligible vaccine and COVID operations
- Community Testing Taskforce
  - Administered more than 22,747 free tests since July 13.
- Community Feeding Taskforce
  - 1.04 million pounds of food redistributed in February.

# Emergency Mortgage and Utility Housing Assistance Program

- Virginia's Rent Relief Program:
  - Provides assistance for rent payments past due beginning April 1, 2020 and onward with opportunity for renewal based on availability of funding and the household's need for additional assistance and continued eligibility.
  - Renter and Landlords are eligible to apply
  - For more information go to [www.dhcd.virginia.gov/rmrp](http://www.dhcd.virginia.gov/rmrp)
- PWC Office of Housing EHA program:
  - Provides 6 months Mortgage and Utility assistance
  - To date PHCD's EHA have assisted 348 families with \$3.5m in assistance.
  - For more information go to [www.pwcgov.org/government/dept/housing](http://www.pwcgov.org/government/dept/housing)

# New Outreach Campaign



## Help Stop COVID-19



**WEAR A MASK  
SOCIAL DISTANCE  
WASH YOUR HANDS  
GET THE VACCINE WHEN IT IS YOUR TURN  
TO KEEP YOU AND YOUR LOVED ONES SAFE**



# COVID-19 Virtual Town Hall – 3/4



PRINCE WILLIAM  
COUNTY

Upcoming Virtual Town Hall Aims To  
Answer Your Questions About the COVID Vaccine

## Virtual Town Hall COVID-19 Vaccinations



**Dr. Alison Ansher**  
*Prince William Health District Director*

**Providing important details about  
the COVID-19 vaccines**

- Thursday, March 4, at 6 p.m. - 7 p.m.
- To participate in the virtual town hall, use this WebEx link: <https://bit.ly/3dJH5XJ>
- Submit questions in advance by Tuesday, March 2: [eocjic@pwcgov.org](mailto:eocjic@pwcgov.org)



**Dr. Fabian Sandoval**  
*CEO and Research Director of  
Emerson Clinical Research Institute*



Prince William  
Health District

# Questions

