



**CPMT MINUTES**  
**July 18, 2024**  
Sudley North – Jean McCoy  
2:00 – 3:30 PM

**CPMT Members:**

Phyllis Jennings-Holt, Chair, DSS  
Georgia Bachman, CS  
Lisa Fouser, Parent Representative  
Holly Handy, DSS  
Elijah Johnson, Assistant County Executive  
Carl Street, Private provider  
Linda Woods, PWHD

**Others Present:**

Shazia Chughtai, DSS CSA  
Shela White, DSS CSA

**Open Meeting:**

Phyllis Jennings-Holt, Chair, opened the meeting at 2:04 PM.

**Minutes** from June 20, 2024, were presented. **MOTION** to approve as presented. [CS motion, LW seconded]. Motion carried.

**Expenditures and budget review** – presented by Phyllis Jennings-Holt

- Budget – FY24 YTD, was reviewed.
- Expenditures – **MOTION** to approve case action expenditure approvals FY24 from 6/17/24 - 6/30/2024, FY25 6/17/24 – 7/12/24, and Private Day approvals. CS motion, LW seconded]. Motion carried.
- FAPT Member Approval – **MOTION** to approve as presented. [LW motion, CS seconded}. Motion carried

**Quarterly Utilization Review**

- **RTC Status** – presented by She’la White. Residential report is attached.
- **SPED Private Day School Status** – presented by Shela White. Private Day report is attached.

**CSA Division Report** – presented by Shela White

- Quarterly CQI report – see attached
- “Tell Me Something Good” – Shela announced that year to date we are serving 543 youths.

**CLOSURE**

Phyllis Jennings-Holt closed the meeting at 2:29. Next meeting is on September 19, 2024.

APPROVED: Shazia Chughtai  
Clerk to Board

# CSA PROGRAM SUMMARY

(as of June 30, 2024)

	FY24 Budget	YTD Actuals	Balance	Proj. FY24 Revenue	Variance to Budget
State (includes Medicaid Holdback)	\$ 14,910,277	\$ 14,368,019	\$ 542,258	\$ 15,248,722	\$ (338,445)
Federal Reimbursement - CSA					
Admin	\$ 340,000	\$ 353,858	\$ (13,858)	\$ 375,000	\$ (35,000)
PWC - Public Schools	\$ 311,501	\$ 311,501	\$ -	\$ 311,501	\$ -
<b>Revenue Total</b>	<b>\$ 15,561,778</b>	<b>\$ 15,033,377</b>	<b>\$ 528,401</b>	<b>\$ 15,935,223</b>	<b>\$ (373,445)</b>

CSA Program	CSA Category	FY24 Budget	YTD Actuals	Balance	Proj. FY24 Expenditures	Variance to Budget
Admin	Admin	\$ 837,062	\$ 877,264	\$ (40,202)	\$ 877,264	\$ (40,202)
	Harmony Replacement Project	\$ 213,900	\$ 213,900	\$ -	\$ 213,900	\$ -
<b>Admin Total</b>		<b>\$ 1,050,962</b>	<b>\$ 1,091,164</b>	<b>\$ (40,202)</b>	<b>\$ 1,091,164</b>	<b>\$ (40,202)</b>
COMMUNITY BASED	2F - FC Prevention Non-Residential	\$ 1,085,130	\$ 1,820,192	\$ (735,062)	\$ 2,000,000	\$ (914,870)
	2F1 - FC Prevention Non-Residential	\$ 107,668	\$ 114,124	\$ (6,457)	\$ 114,124	\$ (6,457)
	2G - Special Education - Private Day	\$ 16,654,849	\$ 15,042,881	\$ 1,611,968	\$ 16,750,000	\$ (95,151)
	2h - Wraparound Services - SPED	\$ -	\$ -	\$ -	\$ -	\$ -
	3 - Non-Mandated CB Service	\$ 670,611	\$ 589,458	\$ 81,153	\$ 600,000	\$ 70,611
<b>COMMUNITY BASED Total</b>		<b>\$ 18,518,257</b>	<b>\$ 17,566,654</b>	<b>\$ 951,603</b>	<b>\$ 19,464,124</b>	<b>\$ (945,867)</b>
FOSTER CARE	2a - Therapeutic FC IV-E	\$ 95,303	\$ 72,726	\$ 22,577	\$ 90,000	\$ 5,303
	2a1 - Therapeutic FC	\$ 285,410	\$ 311,462	\$ (26,053)	\$ 320,000	\$ (34,590)
	2a2 - Therapeutic FC (NCFC & PA)	\$ -	\$ -	\$ -	\$ -	\$ -
	2c - FC IV-E	\$ 199,356	\$ 29,200	\$ 170,156	\$ 30,000	\$ 169,356
	2e - Family FC	\$ 482,799	\$ 538,053	\$ (55,254)	\$ 550,000	\$ (67,201)
<b>FOSTER CARE Total</b>		<b>\$ 1,062,868</b>	<b>\$ 951,443</b>	<b>\$ 111,425</b>	<b>\$ 990,000</b>	<b>\$ 72,868</b>
RESIDENTIAL	1a - FC & TFC IV-E	\$ 64,287	\$ 150,267	\$ (85,980)	\$ 175,000	\$ (110,713)
	1b - FC & TFC Non-IV-E	\$ 662,261	\$ 835,320	\$ (173,058)	\$ 900,000	\$ (237,739)
	1c - FC Prevention Residential	\$ 525,496	\$ 638,498	\$ (113,003)	\$ 675,000	\$ (149,504)
	1d - Non-Mandated Res Service	\$ -	\$ -	\$ -	\$ -	\$ -
	1e - Special Education	\$ 879,490	\$ 1,318,551	\$ (439,061)	\$ 1,500,000	\$ (620,510)
	2i - Crisis Stabilization	\$ -	\$ -	\$ -	\$ -	\$ -
<b>RESIDENTIAL Total</b>		<b>\$ 2,131,534</b>	<b>\$ 2,942,635</b>	<b>\$ (811,102)</b>	<b>\$ 3,250,000</b>	<b>\$ (1,118,466)</b>
<b>Expenditure Total</b>		<b>\$ 22,763,621</b>	<b>\$ 22,551,897</b>	<b>\$ 211,724</b>	<b>\$ 24,795,289</b>	<b>\$ (2,031,668)</b>

CPMT Approval Table

Agency: CS

FAPT Date	Case Manager	Client's Initials	Type Svcs*	Eligibility	Ser. Dates (start - end)	CM Request	FAPT Recommended	CPMT Approved	Comments
6/21/2024	Alston	AD	CB	FCP	07/17/24-01/31/25	\$34,477.94	\$34,477.94	\$34,477.94	
6/25/2024	Black	AHG	CB	FCP	07/01/24-12/31/24	\$10,800.00	\$10,800.00	\$10,800.00	
6/26/2024	Spence	ZD	CB	FCP	07/01/24-12/31/24	\$7,748.00	\$7,748.00	\$7,748.00	
6/26/2024	Black	JJ	CB	FCP	07/01/24-12/31/24	\$15,600.00	\$15,600.00	\$15,600.00	
6/27/2024	Alston	AD	CB	FCP	07/01/24-12/31/24	\$1,050.00	\$1,050.00	\$1,050.00	Revision Request
6/28/2024	Smith	JG	RTC	M	07/01/24-07/31/24	\$22,396.37	\$22,396.37	\$22,396.37	
6/28/2024	Alston	JA	RTC	M	07/08/24-09/30/24	\$55,077.24	\$55,077.24	\$55,077.24	
7/9/2024	Walker	AC	CB	FCP	07/09/24-08/31/24	\$1,200.00	\$1,200.00	\$1,200.00	
7/9/2024	Alston	JH	CB	FCP	08/01/24-01/31/25	\$10,920.00	\$10,920.00	\$10,920.00	
7/9/2024	Alston	AP	RTC	M	08/01/24-10/31/24	\$64,763.38	\$64,763.38	\$64,763.38	
7/10/2024	Martinez	APV	CB	FCP	07/15/24-01/31/25	\$1,500.00	\$1,500.00	\$1,500.00	
7/10/2024	Alston	JE	RTC	M	08/01/24-10/31/24	\$64,968.58	\$64,968.58	\$64,968.58	
7/12/2024	Witherspoon	LS	CB	FCP	07/12/24-12/31/24	\$8,580.00	\$8,580.00	\$8,580.00	Revision Request
<b>Total CS</b>						<b>\$299,081.51</b>	<b>\$299,081.51</b>	<b>\$299,081.51</b>	

Agency: CSU

FAPT Date	Case Manager	Client's Initials	Type Svcs*	Eligibility	Ser. Dates (start - end)	CM Request	FAPT Recommended	CPMT Approved	Comments
6/25/2024	Smith	OS	RTC	M	07/01/24-09/30/24	\$57,794.08	\$57,794.08	\$57,794.08	
6/26/2024	Candalaria	KG	CB	FCP	07/01/24-12/31/24	\$3,000.00	\$3,000.00	\$3,000.00	
7/12/2024	James	LC	RTC	M	08/01/24-08/31/24	\$22,951.78	\$22,951.78	\$22,951.78	
7/12/2024	Rodriguez	LFB	RTC	M	07/15/24-09/30/24	\$52,376.92	\$52,376.92	\$52,376.92	
<b>Total CSU</b>						<b>\$136,122.78</b>	<b>\$136,122.78</b>	<b>\$136,122.78</b>	

Agency: DSS

FAPT Date	Case Manager	Client's Initials	Type Svcs*	Eligibility	Ser. Dates (start - end)	CM Request	FAPT Recommended	CPMT Approved	Comments
6/21/2024	Bell	OA	CB	M	07/01/24-12/31/24	\$5,802.14	\$5,802.14	\$5,802.14	
6/25/2024	Coleman	AL	RTC	M	07/01/24-09/30/24	\$59,100.80	\$59,100.80	\$59,100.80	
6/25/2024	Appiah	AGM	CB	M	07/01/24-12/31/24	\$2,402.15	\$2,402.14	\$2,402.14	
6/26/2024	Amadu	JLM	CB	FCP	07/01/24-12/31/24	\$10,140.00	\$10,140.00	\$10,140.00	
6/28/2024	Appiah	CGM	CB	M	07/01/24-08/31/24	\$6,120.00	\$6,120.00	\$6,120.00	
6/28/2024	Wooten	KMM	RTC	M	07/01/24-09/30/24	\$19,299.76	\$19,299.76	\$19,299.76	
7/9/2024	Miller	BI	CB	FCP	08/01/24-01/31/25	\$6,760.00	\$6,760.00	\$6,760.00	
7/9/2024	Pena	KPV	CB	FCP	07/15/24-01/31/25	\$12,792.00	\$12,792.00	\$12,792.00	
7/10/2024	Annand	MB	CB	M	08/01/24-01/31/25	\$83,492.00	\$83,492.00	\$83,492.00	
7/12/2024	Grant	JG	CB	FCP	07/15/24-01/31/25	\$15,000.00	\$15,000.00	\$15,000.00	
<b>Total OSS</b>						<b>\$220,908.85</b>	<b>\$220,908.84</b>	<b>\$220,908.84</b>	

Agency: PWCS

FAPT Date	Case Manager	Client's Initials	Type Svcs*	Eligibility	Ser. Dates (start - end)	CM Request	FAPT Recommended	CPMT Approved	Comments
6/21/2024	Orr	ATG	CB	FCP	07/01/24-12/31/24	\$23,722.00	\$23,722.00	\$23,722.00	
6/21/2024	Orr	MMO	CB	FCP	07/01/24-12/31/24	\$16,650.00	\$16,650.00	\$16,650.00	
6/21/2024	Orr	RL	CB	FCP	07/01/24-12/31/24	\$3,250.00	\$3,250.00	\$3,250.00	
6/21/2024	Orr	ORG	CB	NM	07/01/24-12/31/24	\$44,510.60	\$44,510.60	\$44,510.60	
6/25/2024	Raymo	VP	CB	FCP	07/01/24-12/31/24	\$3,870.00	\$3,870.00	\$3,870.00	
6/25/2024	Abramson	DHJ	CB	NM	07/01/24-12/31/24	\$4,464.00	\$4,464.00	\$4,464.00	
6/25/2024	Abramson	IH	CB	NM	07/01/24-12/31/24	\$4,464.00	\$4,464.00	\$4,464.00	
6/26/2024	Orr	YGS	CB	FCP	07/01/24-12/21/24	\$11,934.00	\$11,934.00	\$11,934.00	
6/27/2024	Orr	ORG	CB	NM	07/01/24-12/31/24	\$5,130.00	\$5,130.00	\$5,130.00	Revision Request
6/27/2024	Orr	RL	CB	FCP	07/01/24-12/31/24	\$5,130.00	\$5,130.00	\$5,130.00	Revision Request
6/28/2024	Naples	EJ	CB	NM	07/01/24-12/31/24	\$13,520.00	\$13,520.00	\$13,520.00	
7/3/2024	Orr	TC	CB	NM	07/01/24-07/31/24	\$125.00	\$125.00	\$125.00	Revision Request
7/9/2024	Naples	AW	CB	FCP	07/11/24-12/31/24	\$5,850.00	\$5,850.00	\$5,850.00	
7/10/2024	Naples	BW	CB	NM	07/15/24-01/31/25	\$10,695.00	\$10,695.00	\$10,695.00	Revision Request
7/12/2024	Naples	JA	CB	NM	07/15/24-09/30/24	\$23,650.00	\$23,650.00	\$23,650.00	
7/12/2024	Danner	MMO	CB	NM	07/15/24-01/31/25	\$8,700.00	\$8,700.00	\$8,700.00	
7/12/2024	Naples	LB	CB	FCP	07/15/24-01/31/25	\$17,922.00	\$17,922.00	\$17,922.00	
<b>Total PWCS</b>						<b>\$203,586.60</b>	<b>\$203,586.60</b>	<b>\$203,586.60</b>	

Grand Total \$859,699.74 \$859,699.73 \$859,699.73

CPMT Chair - Phyllis Jennings

Signature



Date:

7/18/2024

CPMT Approval Table

Agency: CS

FAPT	Date	Case Manager	Client's Initials	Type Svcs*	Eligibility	Ser. Dates (start - end)	CM Request	FAPT Recommended	CPMT Approved	Comments
<b>Total CS</b>							<b>\$0.00</b>	<b>\$0.00</b>	<b>\$0.00</b>	

Agency: CSU

FAPT	Date	Case Manager	Client's Initials	Type Svcs*	Eligibility	Ser. Dates (start - end)	CM Request	FAPT Recommended	CPMT Approved	Comments
<b>Total CSU</b>							<b>\$0.00</b>	<b>\$0.00</b>	<b>\$0.00</b>	

Agency: DSS


FAPT	Date	Case Manager	Client's Initials	Type Svcs*	Eligibility	Ser. Dates (start - end)	CM Request	FAPT Recommended	CPMT Approved	Comments
7/8/2024	Springfield		ID	CB	NM	06/10/24-06/30/24	\$50.00	\$50.00	\$50.00	Revision Request
7/8/2024	Springfield		LD	CB	NM	06/10/24-06/30/24	\$50.00	\$50.00	\$50.00	Revision Request
7/8/2024	Springfield		BD	CB	NM	06/10/24-06/30/24	\$50.00	\$50.00	\$50.00	Revision Request
<b>Total DSS</b>							<b>\$150.00</b>	<b>\$150.00</b>	<b>\$150.00</b>	

Agency: PWCS

FAPT	Date	Case Manager	Client's Initials	Type Svcs*	Eligibility	Ser. Dates (start - end)	CM Request	FAPT Recommended	CPMT Approved	Comments
6/25/2024	Abramson		DHJ	CB	NM	06/27/24-06/30/24	\$288.00	\$288.00	\$288.00	
6/25/2024	Abramson		IH	CB	NM	06/27/24-06/30/24	\$288.00	\$288.00	\$288.00	
6/21/2024	Orr		ATG	CB	FCP	06/24/24-06/30/24	\$1,754.00	\$1,754.00	\$1,754.00	
6/21/2024	Orr		MMO	CB	FCP	06/24/24-06/30/24	\$950.00	\$950.00	\$950.00	
6/21/2024	Orr		RL	CB	FCP	06/24/24-06/30/24	\$125.00	\$125.00	\$125.00	
1/8/2024	Naples		CC	IEP	M	01/8/24-06/30/24	\$2,039.52	\$2,039.52	\$2,039.52	OT Service Amended IEP
5/10/2024	Rojas		WC	IEP	M	05/10/24-06/30/24	\$13,190.20	\$13,190.20	\$13,190.20	
<b>Total PWCS</b>							<b>\$18,634.72</b>	<b>\$18,634.72</b>	<b>\$18,634.72</b>	

Grand Total \$18,784.72 \$18,784.72 \$18,784.72

CPMT Chair - Phyllis Jennings

Signature: 

Date: 7/18/2024

CB=Community Based; RTC=out of Home Placement; CRISIS=Agency Approved 14 Day Crisis; IEP=Private Day School; ILP=Independent Living

FAPT Members – FY25

FAPT – West

Community Services	April Walker
Juvenile Court Services Unit	Tim Dzubak
Parent Representative	VACANT
Private Provider	VACANT
Schools	LeighAnn Sutton
Social Services	Caroline Smith

FAPT – East

Community Services	Karen Spence
Juvenile Court Services Unit	Tim Dzubak
Parent Representative	VACANT
Private Provider	VACANT
Schools	Shared among alternates
Social Services	Steven Devers

FAPT – Mid-County

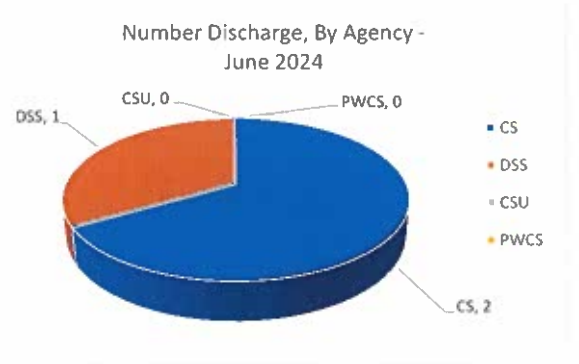
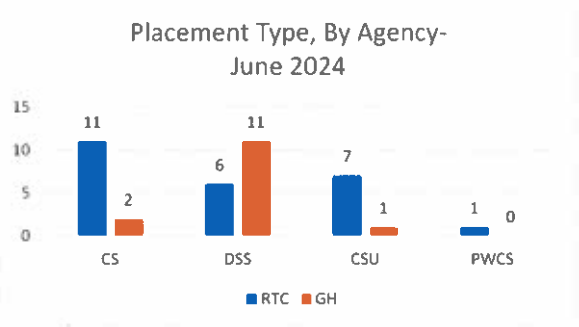
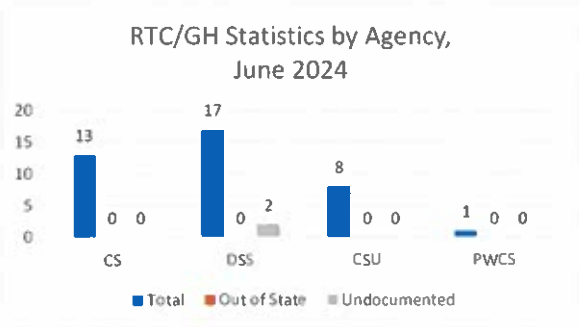
Community Services	Jessica Okugic
Juvenile Court Services Unit	Tim Dzubak
Parent Representative	VACANT
Private Provider	Vassi Griffis, Hallmark
Schools	Dawn Gurganeous
Social Services	Alice Harris

Alternates:

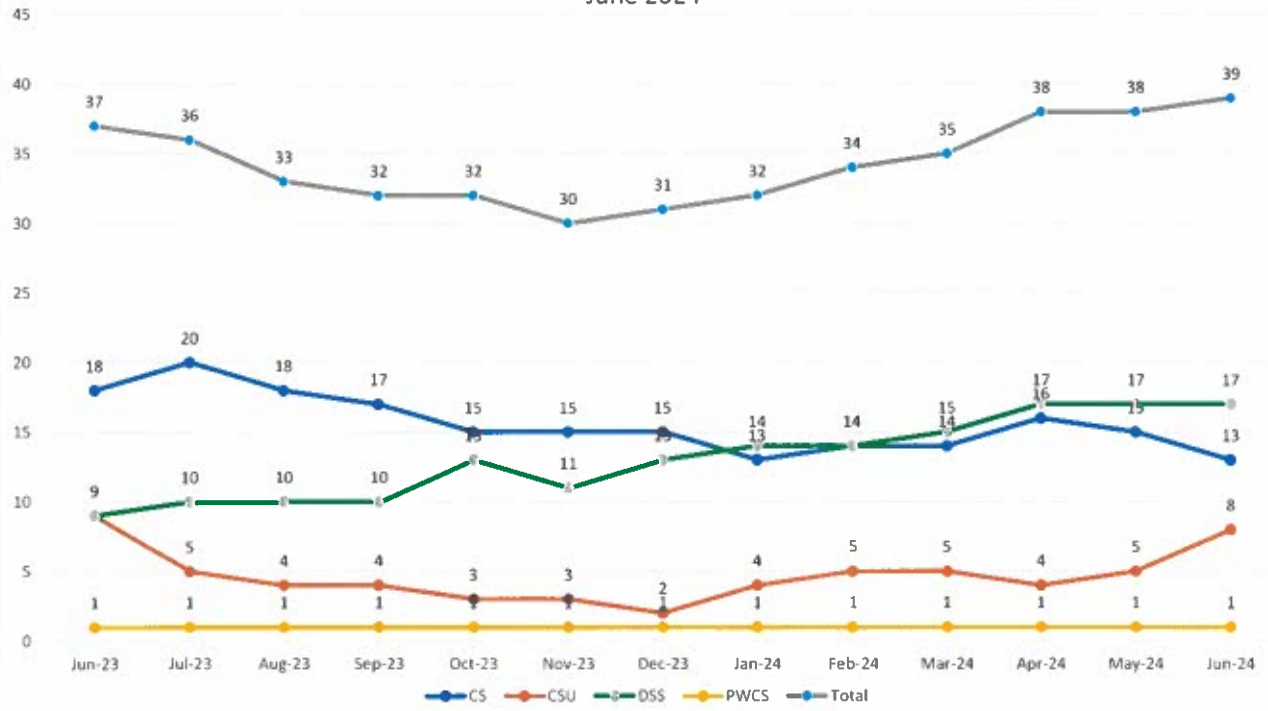
Community Services	Jessica Martinez Kaniya Alston Tina DiGiacomo Gabriella Padron Sarah Smith Jenna Popovich Martina Mitchell Emily Girard Jeny Martinez Mari Pringle Lindsay Hanner Melissa Cimino-Hurt Monique Connor Casey Rosales Conrad Smith Michelle Ramirez
--------------------	---

	Sabrina Urquhart Vicky Neale Jessica Mayes Vicki Hutman Jessica Stewart Vicki Otchere Marlane Russell-Williams Scott Foor Renata Creech
Juvenile Court Services Unit	Tammy Archibald Jennifer Sizer
Schools	Michael Abramson Sheri Danner Denise Naples Caitlin Orr Ron Pannell Nicole Raymo Kerry Rojas Carla Henderson
Social Services	Diane Gestrich Trudy Miller Casey Otoo Paul Thompson Theresa Wilson

**Residential Treatment Center Status**  
**RTC/GH Total: 39 (06/30/2024)**



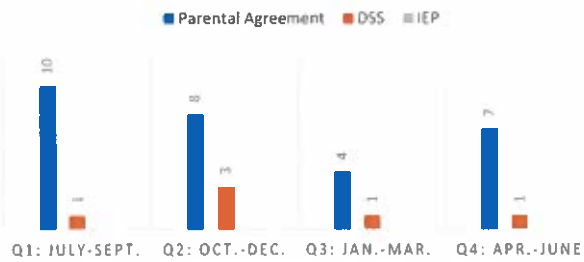
### Monthly Residential Count June 2024



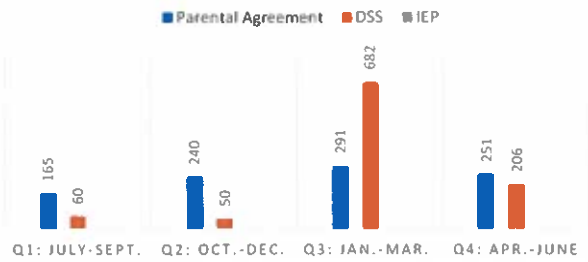


**FY24 Quarterly RTC Report: April – June 2024**

**FY24 NUMBER OF DISCHARGES,  
BY PLACEMENT TYPE**



**FY24 LENGTH OF STAY, IN DAYS,  
BY PLACEMENT TYPE**



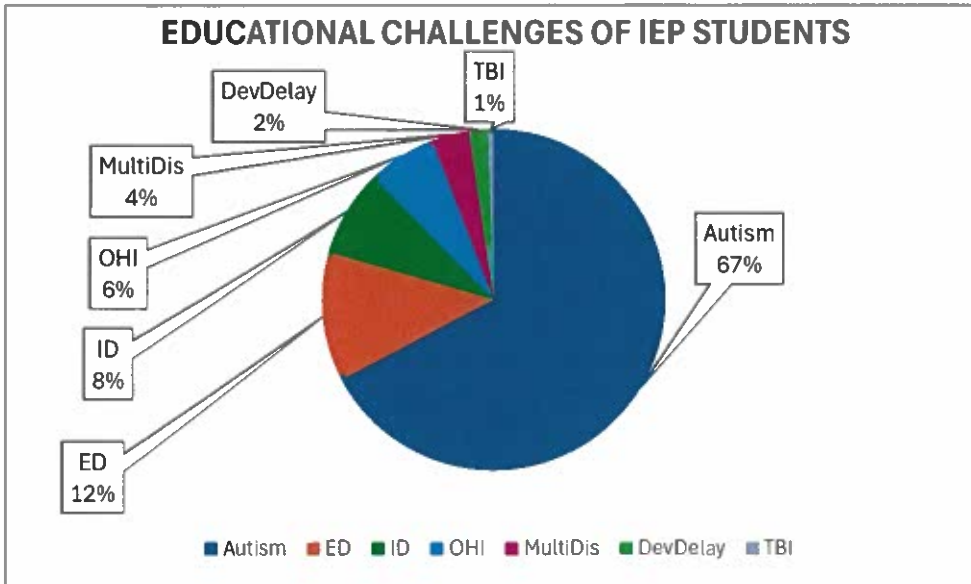
**APRIL TO JUNE 2024 PRIVATE DAY SCHOOL STUDENTS DATA: 171**

7/18/2024

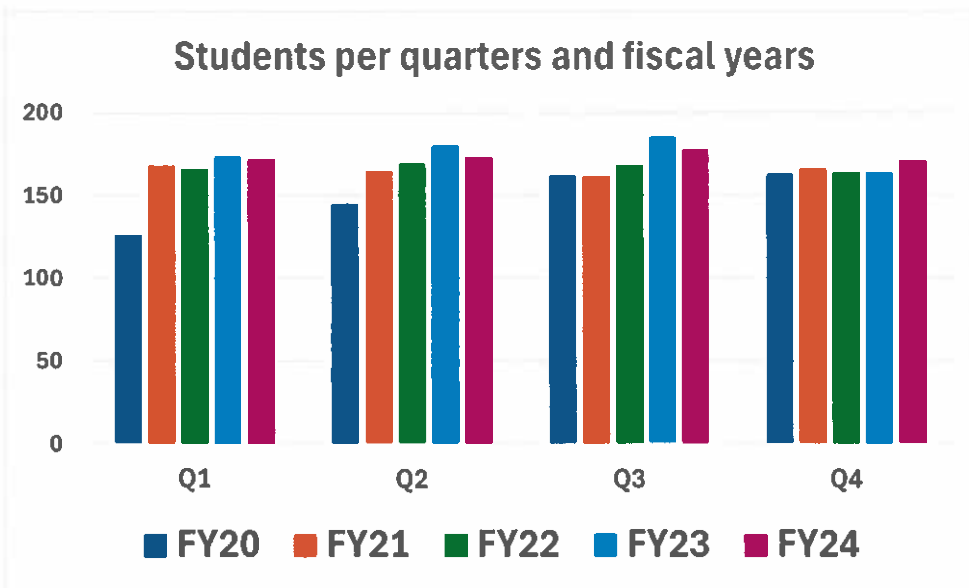
We had 10 admissions and 16 discharges including graduates. Info on page 2.

FY24

Q4

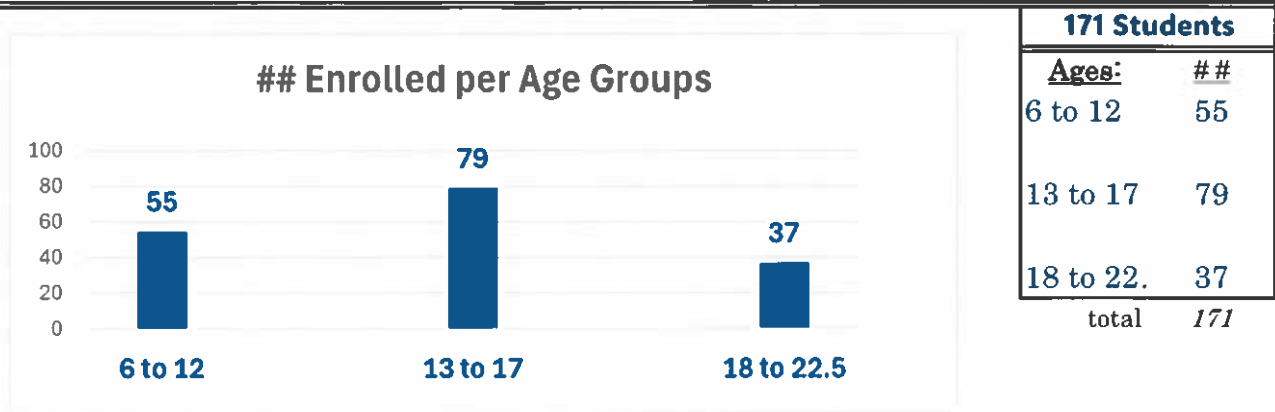


disability	#
Autism	115
ED	21
ID	14
OHI	11
MultiDis	6
DevDelay	3
TBI	1
<b>total</b>	<b>171</b>



**Tally # students per FY and Quarters**

	FY20	FY21	FY22	FY23	FY24
Q1	126	168	166	174	172
Q2	145	165	169	180	173
Q3	162	162	168	185	178
<b>Q4</b>	<b>163</b>	<b>166</b>	<b>164</b>	<b>164</b>	<b>171</b>



**Q4** 10 new private day school Admissions:

**# IN**

4 Admissions for ages 6 to 11: 2 Autism, 1 DD, 1 OHI  
 6 Admissions for ages 13 to 17: 4 Autism, 1 ID, 1 TBI  
 0 Admissions for ages 18 to 22

**# OUT**

**16 Exits – extended information:**

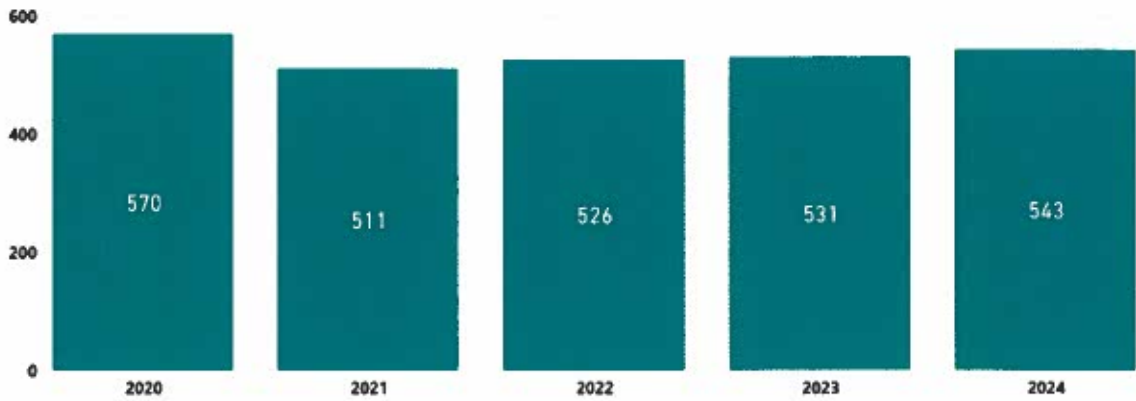
	Exit Reason	Length Of Stay	# PDs Attend	Base School	Disability	Age	Last PD School
1	pending	20 mos.	1	Potomac MS	AUTISM	14	PHIL-A
2	Grad. 2 yr college	4.25 yr	1	Saunders MS	AUTISM	17	RIV-F
3	pending	3 mo.	1	McAuliffe ES	AUTISM	9	RIV-F
4	to home	2.5 yr	2	WoodbridgMS	AUTISM	13	MATH
5	Transfer Stafford	3.5 yr	2	Chris Young ES	AUTISM	11	RIV-S
6	Grad; Adult pro.	6.5 yr	2	Lake Ridge	AUTISM	20	APTS
7	Grad.	6.5 yr	1	BattlefieldHS	AUTISM	22	APTS
8	Grad.	10 yr 9mo	2	Woodbridge	AUTISM	22	ARC
9	Grad.	4 yr 9 mo	3	Gar-Field HS	AUTISM	22	MATH
10	Grad.	9 yr 3 mo	2	Gar-Field HS	AUTISM	22.3	RIV-S
11	Grad.	5 yr 7 mo	2	Freedom HS	AUTISM	22.7	APTS
12	Grad.	5 yr	1	PACE WEST	AUTISM	18.6	APTS
13	base school	4.5 yr	2	WoodbridgHS	AUTISM	13	RIV-NOVA
14	HB/public	3 mo.	1	TClayWoodES	AUTISM	12	RIV-NOVA
15	home sch	5.5 yr	2	WoodbridgHS	ID	21	APTS
16	HB	2.9 yr	2	Manassas	OHI	10	APTS
	Transfer Alexandria	N/A	N/A	N/A	ID	13	N/A

(zol,ale) transferred in, off & on homeless, McKinney Vento, travelled back to Alexandria

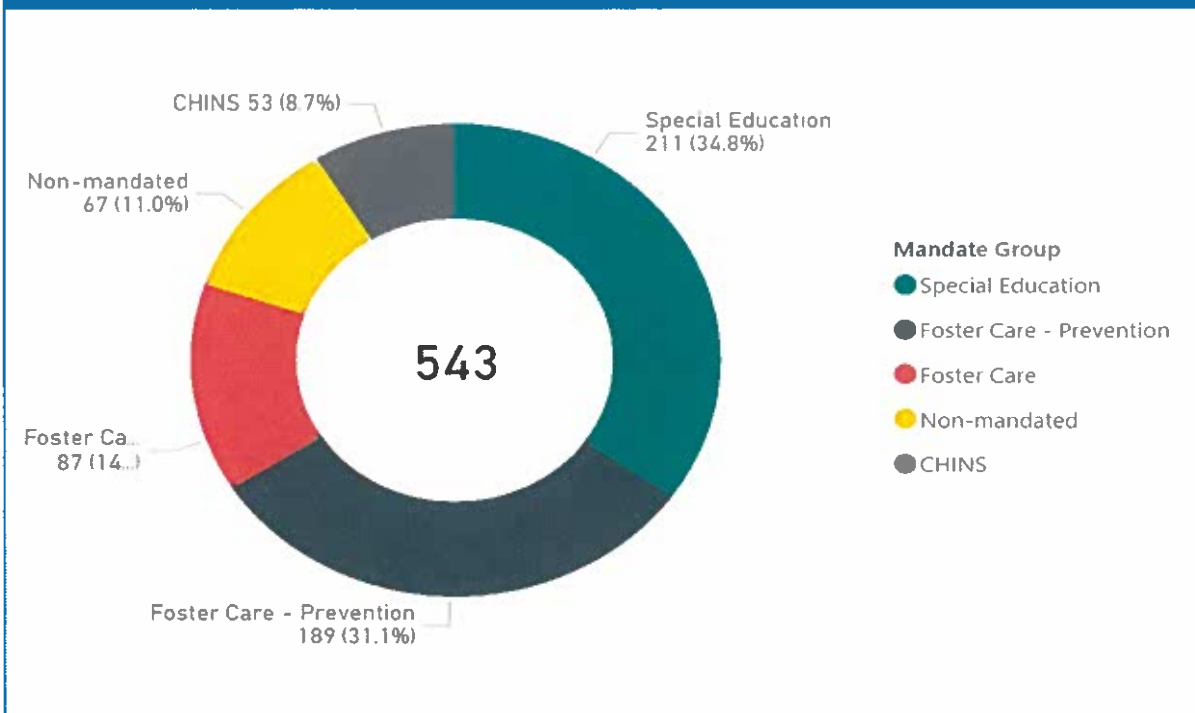
# CPMT Date Report – 07/18/24

## FY24 Overview

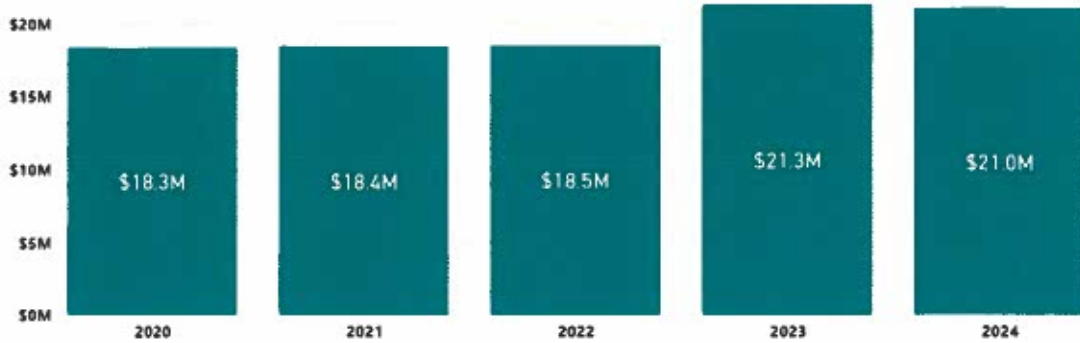
### Distinct Child Count



### Distinct Child Count By Mandate Type



## Total Net Expenditures

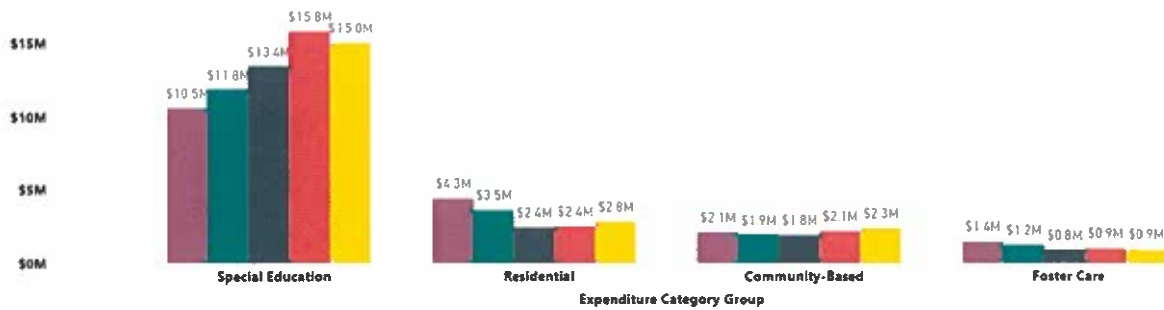


## Average Net Expenditures Per Child



## Total Net Expenditures By Expenditure Code

Fiscal Year ● 2020 ● 2021 ● 2022 ● 2023 ● 2024



Data is updated through 7/2/24