



# PRINCE WILLIAM

---

## Police Department

# 2024

A N N U A L R E P O R T



**A NATIONALLY ACCREDITED LAW ENFORCEMENT AGENCY**

# MISSION & VALUES

The Prince William County Police Department is responsible for effectively and impartially enforcing the law while serving and protecting the community.

We believe integrity, honesty, and equality in the delivery of all police services is essential to building cooperation and trust with the community.

We strive to always achieve these values through a shared responsibility of accountability, transparency, and respect.



# CONTENTS

COUNTY GOVERNMENT.....	<b>4</b>
MESSAGE FROM THE CHIEF OF POLICE.....	<b>7</b>
LEADERSHIP CHANGES.....	<b>8</b>
AGENCY ORGANIZATION.....	<b>10</b>
POLICE 4-1-1.....	<b>12</b>
ANIMAL SERVICES RECAP.....	<b>14</b>
YEAR HIGHLIGHTS.....	<b>16</b>
SPECIAL OLYMPICS.....	<b>23</b>
ACHIEVEMENTS.....	<b>24</b>
ONE COMMUNITY.....	<b>27</b>
MEMBER HIGHLIGHTS.....	<b>28</b>
SOCIAL MEDIA.....	<b>32</b>
IN MEMORIAM.....	<b>34</b>
CRIME IN PWC.....	<b>38</b>
STANDARDS & CONDUCT.....	<b>64</b>
OATH OF HONOR.....	<b>74</b>






Chair-at-Large  
**DESHUNDRA  
JEFFERSON**



Brentsville District  
**TOM GORDY**



Coles District  
**YESLI VEGA**



Gainesville District  
**ROBERT WEIR**



Neabsco District  
**VICTOR ANGRY**



Occoquan District  
**KENNY BODDYE**



Potomac District  
**ANDREA BAILEY**



Woodbridge District  
**MARGARET ANGELA  
FRANKLIN**



2024 BOARD OF COUNTY  
SUPERVISORS

[pwcva.gov](http://pwcva.gov)

**COUNTY GOVERNMENT**





**\$3.148B**

COUNTY BUDGET  
(FY24 BUDGET)



**496,322**

POPULATION ESTIMATE  
(Q2 2024)



**162,694**

HOUSING UNITS  
(Q2 2024)




**5,227**

COUNTY EMPLOYEES  
(FY24 BUDGET)



County Executive  
Prince William County  
**CHRISTOPHER SHORTER**



Deputy County Executive Safe &  
Secure Community  
**DANIEL ALEXANDER**



**PHOTOS:** Click image to view photos from the annual Fallen Officer Tribute.



**PHOTOS:** Chief Newsham speaks to the family of Officer Pete White at the Fallen LEO Tribute (above), Chief Newsham greets Honor Guard members at the annual Community Fair (left), and Chief Newsham gives remarks during the dedication ceremony of the Mike Pennington Scenario-Based Training Center (SBTC) (below).



**PHOTOS:** Click image to view photos from the Mike Pennington SBTC Ceremony.



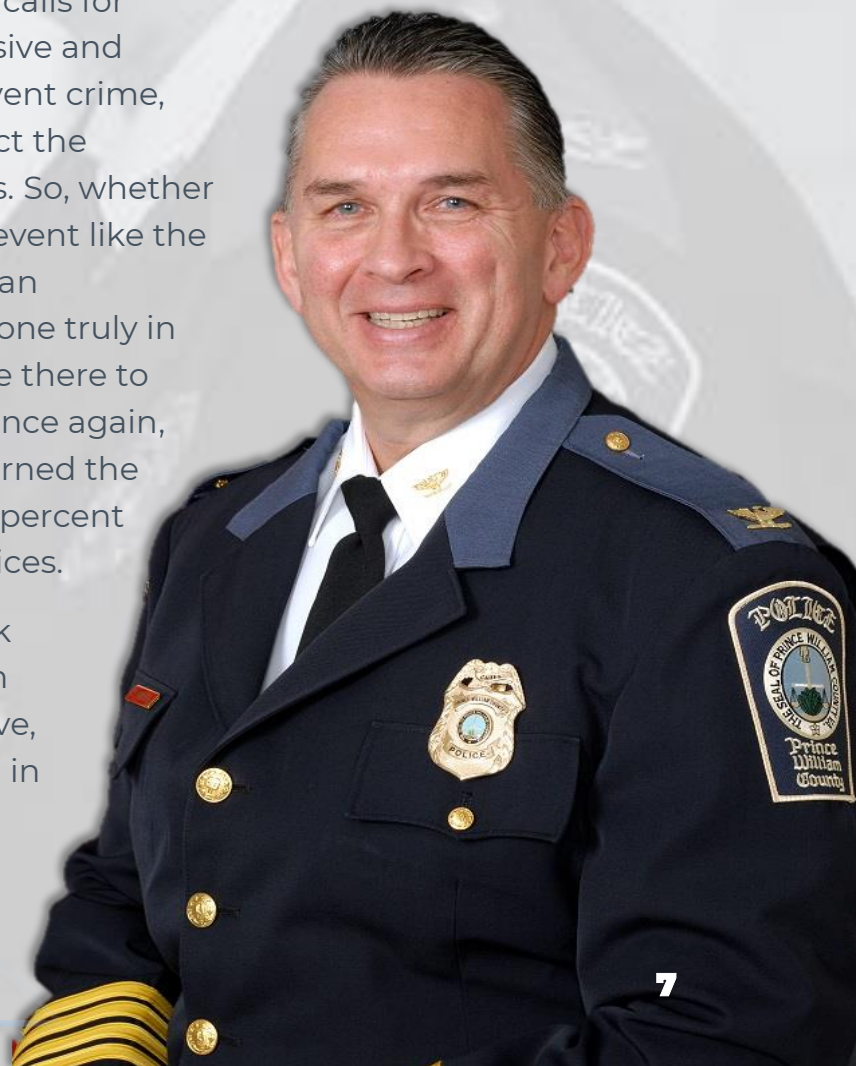


On behalf of the dedicated members of the Prince William County Police Department, I am honored to present our 2024 Annual Report. As I begin my fifth year as police chief, I look back on this past year and I am profoundly grateful to the men and women, both sworn and professional staff, who proudly serve this great community with compassion, dignity, and respect. I know that I speak for the entire community when I say that I could not be more proud of the tireless efforts and contributions of our members who have made the department one of the finest and most respected in the nation.

Throughout the past year, we have continued to grow and improve our staffing by hiring outstanding police officers and professional staff employees, who reflect both the values and diversity of our community. As a highlight this past year, we welcomed golf professionals and thousands of visitors during the Solheim Cup, with many of our members working behind the scenes to ensure the safety of everyone attending. But it is important to note that the vast majority of our work is done quietly, without celebration or recognition. Our members worked around the clock, responding to over 200,000 calls for service this past year, in a comprehensive and collaborative effort to reduce and prevent crime, make our roads safer, save lives, protect the vulnerable, and seek justice for victims. So, whether it's under the national spotlight of an event like the Solheim Cup or in the quiet service of an unheralded moment of helping someone truly in need, our officers and members will be there to assist and serve. It is no surprise that once again, last year our department members earned the community's faith and trust with a 96 percent satisfaction rate for county police services.

We look forward to continuing to work together to ensure that Prince William County remains a first-class place to live, work, and visit. Thank you to all of you in the community for your continued support.

Chief of Police  
**PETER NEWSHAM**



# LEADERSHIP CHANGES

After serving 28 years with the Prince William County Police Department, Deputy Chief Jarad Phelps hung up his baby blue uniform to head to North Carolina where he was selected to serve as the Chief of Police for the Jacksonville Police Department.

A native of Prince William County, Deputy Chief Phelps joined PWCPD in 1996, an agency where his mother previously worked. Phelps rose up through the ranks before being appointed Deputy Chief under former-Chief Barry Barnard in 2019.

Phelps briefly served as acting-chief in 2020, leading the agency through the COVID-19 pandemic and the civil unrest and subsequent calls for police reform following the death of George Floyd. Upon his appointment to Chief of Police in 2021, current-Chief Peter Newsham applauded Phelps' hard work and dedication in navigating the department through a challenging time period in law enforcement.

Reflecting on his time here, Phelps encouraged members to take time to enjoy their career, recognizing the impact officers have on people's lives and not to become discouraged by change. Everyone at PWCPD wishes now-Chief Phelps success and happiness in his next chapter.





Kimberly Chisley-Missouri, pictured right, stepped into the role of PWCPD's Deputy Chief of Police in July 2024, the first female ever to hold the position since the department's inception.

Previously serving with the Metropolitan Police Department in Washington D.C. for nearly three decades, Deputy Chief Chisley-Missouri brought a wealth of law enforcement experience and a new, outside perspective to our agency, first joining PWCPD in 2022 as an assistant chief overseeing the Support Services Division.

In her time here so far, Deputy Chief Chisley-Missouri sees great value in the diversity of Prince William County and has spoken to the growth the police department has seen, especially with her latest selection to serve as the second-in-command of the agency.

Supporting the department's successful Women's Mentorship Program, and joining the program as a mentor herself, Deputy Chief Chisley-Missouri applauds the role mentors play in making fellow officers feel heard, and the impacts mentors can have not only in recruiting, but with retaining members.



Senior leadership moves in 2024 also saw the promotion of Jacques Poirier, pictured left, to the rank of major, serving as an assistant chief with the agency.

Major Poirier moved to the U.S. in 1983 from Canada where he was born. Joining PWCPD in 1996, Poirier has over 27 years of experience, serving in many roles within the agency, his latest as a captain where he oversaw the Violent Crimes and Special Investigations Bureaus.

## AGENCY HEADS

Chief of Police.....PETER NEWSHAM  
Deputy Chief of Police.....KIMBERLY CHISLEY-MISSOURI

## OFFICE OF THE CHIEF

Chief of Staff.....MATTHEW BROMELAND  
Professional Standards.....DAVID BURGHART

## CRIMINAL INVESTIGATIONS

Assistant Chief.....SHANA HRUBES  
Special Investigations & Violent Crimes.....BRANDAN DUDLEY  
Property Crimes, Special Victims, & Youth Services.....NEIL MILLER

## FINANCIAL & TECHNICAL SERVICES

Administrative Chief.....THOMAS PULASKI

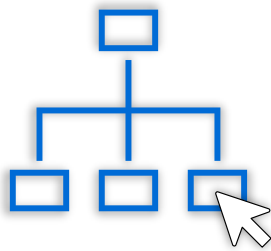
## OPERATIONS

Assistant Chief.....KEVIN HUGHART  
Patrol Services-Central District.....RUBEN CASTILLA  
Patrol Services-Eastern District.....DAVID SMITH  
Patrol Services-Western District.....EILEEN WELSH  
Special Operations-Planning & Strategic Services.....JAIME PAVOL  
Special Operations-Operations Support.....FELICIANO WILSON

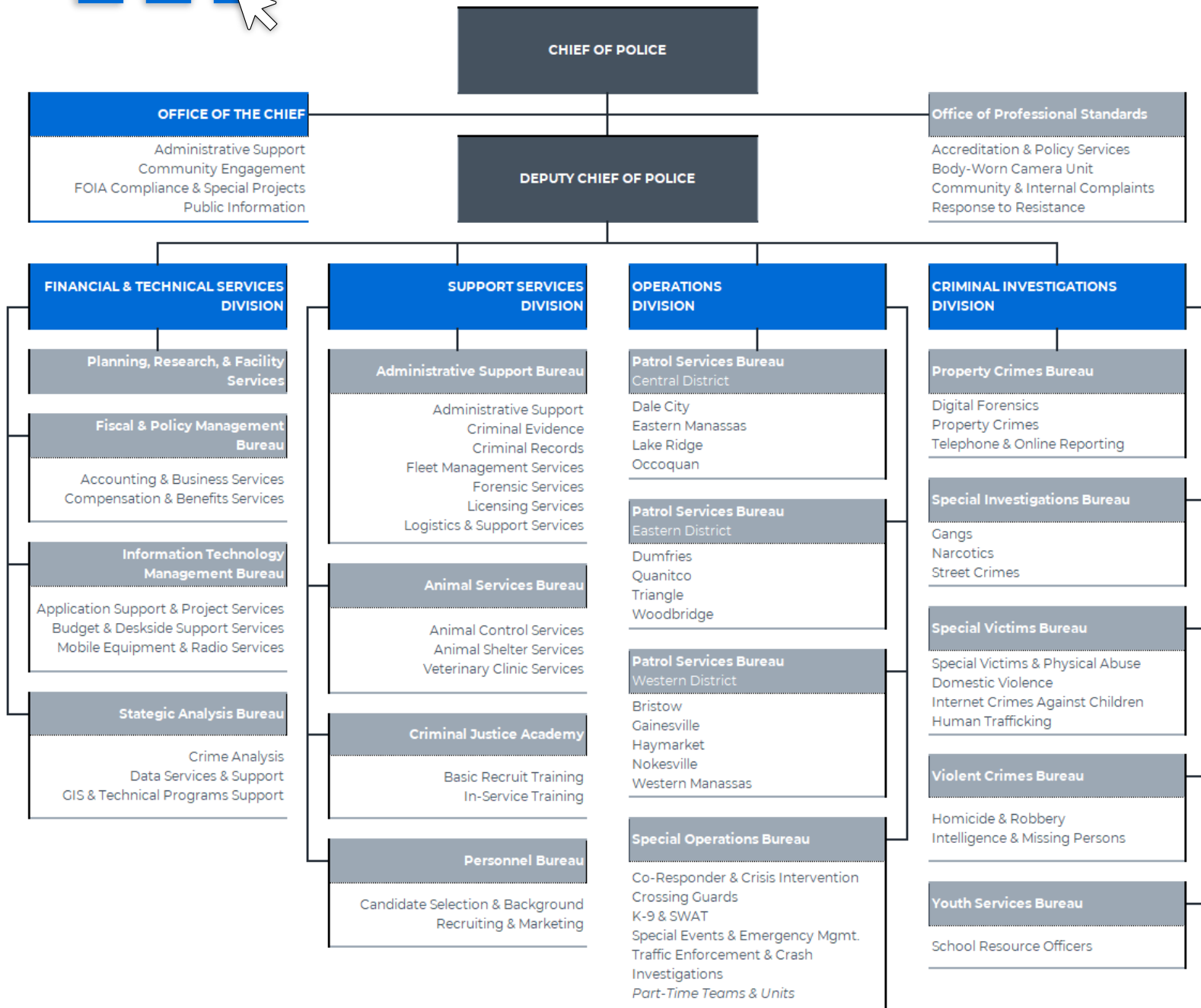
## SUPPORT SERVICES

Assistant Chief.....JACQUES POIRIER  
Administrative Services.....JOE ROBINSON  
Animal Services Center.....ANTHONY CLEVELAND  
Personnel.....DAVID BASSETT  
Training Academy.....RONALD TEACHMAN





**MORE:** Click image for more information on the agency structure.



# AGENCY STRUCTURE



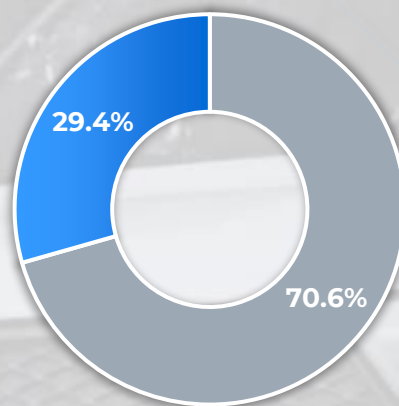
## POLICE BUDGET

**\$138.8M**



% OF PUBLIC SAFETY BUDGET

- PUBLIC SAFETY
- POLICE




**222**

PROFESSIONAL STAFF



**727**

SWORN AUTHORIZED



**MORE:** Click image for more information on the FY24 budget for the police department.



## COMMUNITY ENGAGEMENT



Community Watch Groups | **675**

Engagement Programs Conducted | **158**

## PERSONNEL

**579** | Applications Received

**58** | PWCPD Recruits Graduated



## CALLS FOR SERVICE



Total Calls for Service | **198,085**

Telephone/Online Reports | **3,775**


## TRAINING TOTALS

**70,171** | Basic Training Hours

**38,101** | In-Service Training Hours



## POLICE FLEET



Miles Driven | **7.5M**

Police Vehicles | **685**

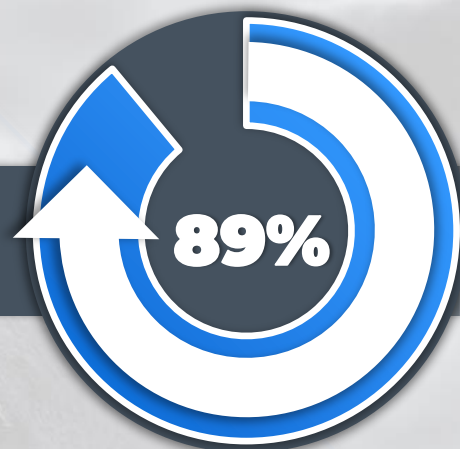
## EMERGENCY RESPONSE TIME

**5.54** | Minutes



# ANIMAL SERVICES RECAP

**SAVE RATE**



**ANIMAL  
ADOPTIONS**

**2,345**



**600**

**REUNITED  
ANIMALS**



**RESCUE  
TRANSFERS**



**121**

COMMUNITY  
EVENTS

**76**



**7,390**  
pounds


FOOD  
DISTRIBUTED



**113**



FOSTER  
FAMILIES



ANIMALS  
FOSTERED

**789**

ACTIVE  
VOLUNTEERS

**243**



**27.3K**

VOLUNTEER  
HOURS



The Department welcomed two new Bloodhounds to the agency in 2024, and started the concept of a dual K-9 team. The Bloodhounds, named Dory (pictured left with her handler on the next page) and Sadie (pictured right), are sisters and were born in Georgia in February 2024. Both Bloodhounds incorporated with an existing K-9 trained officer and will partner alongside the officer's other working K-9 which are typically German Shepherds, Belgian Malinois, or a mix-breed. Our new Bloodhound team will serve an invaluable role in locating missing people and can assist with search and rescue operations. Dory and Sadie will remain in training until early-2025, then receive their certifications when their respective handlers feel they are ready.

The agency's easily recognizable fleet with the striking "PWCPD-blue" saw an updated refresh in 2024. The department's marked cruisers last saw changes to decals in 2006, more than 35 years after our inception in 1970. The updated graphics display across the side of both doors on each side of the vehicle which helps for aided visibility and reflectiveness, especially at night and when clearing intersections in emergency situations. Eagle-eyed enthusiasts will also notice the *Stars and Stripes* on the back of new marked cruisers as part of the refresh. "Slick-top" cruisers made a come-back as advancements in emergency lighting make full light bars unnecessary and less cost effective. The agency also began testing the fleet's first EV cruiser, a 2024 Ford Mach-E (pictured on the next page) with the updated graphics and "slick-top" appearance.



**NEW BLOODHOUNDS**



**NEW POLICE EV-CRUISER**





**MEMBERS POSE AT SOLHEIM CUP**



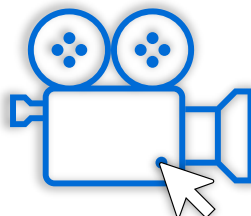
**ATTENDEES AT THE WMP SUMMIT**



All eyes were on Prince William County in September 2024 as we welcomed the players and spectators of the 19<sup>th</sup> edition of the Solheim Cup which was held at the Robert Trent Jones Golf Club in Gainesville. In the end, the Americans defeated Europe to claim their first victory since 2017. While the teams dueled on the course, members from across county government were assisting behind the scenes to ensure everyone was safe, and the event progressed smoothly. Approximately 170+ members from the Police Department alone aided with traffic control and general security throughout the event. The event came and went without issues due to the coordinated efforts of many agencies who planned months in advance. These efforts highlighted the professionalism and hard work of everyone involved. Planning is already beginning for the LIV Golf Tournament expected in 2025.

---

The Police Department's Women's Mentorship Program (WMP) partnered with NAWLEE, the National Association of Women Law Enforcement Executives, to hold the inaugural "She is Behind the Badge" summit in October 2024. This summit brought together professionals from many law enforcement agencies across the country in a collective effort to discuss topics such as perseverance, wellness, collaboration, and more as a pathway for current and future success. Each day, presenters in their areas of expertise provided strategies for ways to have a seat and be heard at the table. Terms like resilience, harmony, empowerment, wellness, tactical acumen, strategy, leadership, and mentorship were defined and re-imagined daily. Due to the success of this first ever summit, talks are underway for a 2025 summit which is in the works!



**VIDEO:** Click image to view a video featuring summit highlights.

In October 2024, a ceremony was held to dedicate and formally unveil signage for the Police Department's *Mike Pennington Scenario-Based Training Center*. The Prince William Board of County Supervisors approved the name at its meeting in February 2024. The facility, formerly known as *Elite Shooting Sports*, was acquired in 2023, providing officers with advanced firearms training capabilities without the delay of planning and constructing a new building.

Officer Philip "Mike" Pennington served with the Police Department and was fatally wounded in the line of duty on Nov. 22, 1990. The BOCS motion noted that Officer Pennington – who served on the Department's SWAT Team – strongly believed in the education and training of law enforcement personnel. He is remembered for his courage, dedication, and commitment to duty.

In the spring of 2024, the County began work on the capital improvement project to expand the Public Safety Training Center (PSTC), which would include an approx. 31,000-square-foot facility close to the existing PSTC building in Nokesville. The new facility (pictured in the next page) would contain three classrooms – one dedicated to the Police Department and two dedicated to the Department of Fire & Rescue, a control tactics training room, apparatus bays for Fire & Rescue, staff office space for members of both agencies, locker rooms and showers for both staff and recruits, and parking to accommodate staff and recruits. The existing facility opened in 1995 and was designed for a 20-year growth projection. When first opened, the Police Department had approx. 304 officers compared with an authorized strength of 727 today.



# MIKE PENNINGTON SCENARIO-BASED TRAINING CENTER



**COUNTY LEADERS AT THE MIKE PENNINGTON DEDICATION**



**PROPOSED RENDITION OF THE NEW PSTC BUILDING**





**Special  
Olympics**  
Virginia

**2024 TORCH RUN KICK-OFF**



**2024 TORCH RUN**



**PHOTOS:** Click image  
to view photos from  
the Polar Plunge.

**2024 POLAR PLUNGE**

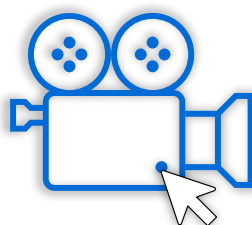




The Prince William County Police Department is proud to partner with the Special Olympics in supporting their efforts in the community. Throughout the year, members of the department host fundraisers at county businesses to raise money for the organization. Additionally, the department joins the Special Olympics during events held in the County or the region, including those listed below.

**Notably, Chief Newsham served as the State Chair of the 2024 Virginia Law Enforcement Torch Run, pictured below hosting the kick-off event at 2 Silos Brewery in Manassas.**

- [Polar Plunge](#)
- [Torch Run](#)
- [Plane Pull](#)



**VIDEO:** Click image to view a video of the Torch Run.



# ACHIEVEMENTS

- National Association of Counties, Achievement Award
- Prince William County, Human Rights Award
- Serve Virginia, Volunteer Honor Roll Recognition
- Sons of the American Revolution (SAR), Medal for Heroism and Law Enforcement Commendation Medal
- Virginia Association of Chief's of Police, Award for Valor
- Virginia Association of Chief's of Police, Award for Lifesaving
- Valor Awards, Prince William Chamber of Commerce
- Virginia State Police, H.E.A.T. Award
- Washington Regional Alcohol Program, Law Enforcement Award of Excellence







**SAR AWARD PRESENTATION**



**VACP AWARD PRESENTATION**



**VALOR AWARD CEREMONY**



**PHOTOS:** Click image to view photos from the 2024 Valor Awards.





**PHOTOS:** Click image to view photos from the Junior Police Academy.



**PHOTOS:** School Resource Officers pose with attendees of the Junior Police Academy (above), Police Community Engagement members hold a Coffee with Cop event (left), and Chief Newsham joins members of Command Staff to recognize our volunteers during an appreciation luncheon (below).



**COMMUNITY ENGAGEMENT & OUTREACH** are essential in any law enforcement organization. Through direct engagement between police staff with our residents and business owners, we can build lasting relationships and strengthen public trust with the police. Throughout the year, our officers and staff participate in countless community events and speaking engagements with community meetings, schools, and organization gatherings.

- Cadet Program
- Chaplain Program
- [Community Advisory Board](#)
- [Community Police Academy](#)
- [Junior Cadet Program](#)
- [Ride-Along Program](#)
- Student internship Program
- Volunteers in Police Service
- Coffee with a Cop
- Community Fair
- Junior Police Academy
- National Night Out
- Santa Cops
- Santa Ride
- Special Olympics of VA
- Trunk or Treat
- Watch Groups



**PHOTO:** Chief Newsham addresses student interns assigned to the department, learning more about their educational and career prospects (left).





# MEMBER HIGHLIGHTS

## OFFICER RECOGNITIONS

Throughout the year, the Police Department recognizes the actions of our officers who go above and beyond the call of duty. A committee of peers in each of the three patrol districts review submissions by supervisors and select officer(s) to receive recognition as the “Officer(s) of the Month”.

The preceding pages include just a few examples of situations our officers faced this year. Their actions and quick thinking undoubtedly saved lives and are worthy of recognition.



**PHOTOS:** Click image to view photos from the Crossing Guard Awards Ceremony.



In September 2024, Officer Zeng responded to a residence for a person in crisis call. The caller advised Public Safety Communications that a family member had caused severe self-inflicted injuries and needed assistance.

Officers located the family member inside the residence with the injuries reported. Due to the excess amount of blood lost, the officer conducted life-saving aid by placing a tourniquet on each of the individual's arms. The officer also performed a systematic search, looking for additional injuries.

Fire & Rescue arrived and flew the individual to a regional hospital. The officer remained calm, quickly rendered aid, and provided valuable information to the responding emergency personnel that ultimately helped save the victim's life.

**PHOTO:** Officer Zeng (third from the left) and his direct supervisors, along with Chief Newsham, Deputy Chief Chisley-Missouri, and Central District Commander Captain Castilla (above).





In July 2024, officers responded to a hotel to assist in locating a senior adult who suffered from dementia with limited mobility and had been missing for over 12 hours.

Several officers responded to aid in the search, including resources from the sUAS Unit and a Fairfax County police bloodhound. In addition to a significant time lapse in the disappearance and wide search area, officers also contended with severe weather that passed through the area which raised concerns for the person's welfare.

During the fourth hour of the search, officers expanded into a surrounding wooded area, subsequently locating the person seated in a drainage creek, up to their neck in water. Officers quickly went into the creek and lifted the person out of the water. The person was in a weakened state and unable to walk. Officers carried the person out of the woods to Fire & Rescue for treatment.

**PHOTO:** Recognized officers with Chief Newsham and other command staff (below).







In May 2024, Officers Nix, Schmidt, and Erickson responded to investigate a missing endangered person at a motel. Once the officers arrived on scene and began their search, leading them to the person's room.

Officers learned the person had a chronic medical condition and may be experiencing a medical emergency. Officers forced entry into the room, locating the missing person unresponsive.

Fire and Rescue arrived to render aid and transported the person to an area hospital. As a result of their quick decisions, the person received the necessary care, preventing a more serious situation.



**PHOTO:** Officers Erickson, Nix, and Schmidt (second, third, and fourth respectfully from the left) with Chief Newsham, Deputy Chief Chisley-Missouri, Operations Assistant Chief Major Hughart, and Western District Commander Captain Welsh (above).



Scan QR code to link up  
with our social hub!



The Police Department recognizes the need to keep the lines of communication open with our residents, business owners, and visitors to the County. The Police Department utilizes a variety of different social media platforms to inform and educate our community on topics such as serious incidents and traffic issues, safety resources and tips, and department recruiting and engagement events. These platforms also allow Department members to directly message our community to address concerns and answer questions. Our robust social media presence includes Facebook, X (*formerly Twitter*), Instagram, LinkedIn, NextDoor, and YouTube. The Police Department remains committed to our mission of building cooperation and trust with our community using social media.



Like & Subscribe!  
**@PWCpolice**





### Prince William County Police Department

Today is Grandparents Day and special day to honor family legacy. The bond between grandparents and grandchildren is like none other. We appreciate Sergeant Grand(dad) sharing this moment with us of his granddaughter, Kennedy. Her look says, everyday is Grandparents Day. #SergeantGrandDad



130.9K



82.5K



12.2K

# SOCIAL MEDIA



### Prince William County Police Department

Today, we thank the staff of Lightbridge Academy Manassas and Martin Luther King Elementary School in Woodbridge for inviting [#PWCPD](#) officers to recently read to students in recognition of Read Across America. What a delight to spend time with the children! [#BestPartOfTheJob](#)





# IN MEMORIAM

Officer Guindon and two additional officers responded to a home on Lashmere Court in Woodbridge for a reported domestic altercation.

Unbeknownst to the officers, the suspect had already killed his wife inside the residence. Upon making contact with the suspect at the front door, he suddenly and without warning, pulled out a firearm and opened fire, striking all three officers. Additional responding officers took the suspect into custody without further incident and immediately rendered aid to the wounded officers. All three officers were taken to an area hospital where Officer Guindon died of her injuries. The two other officers were critically wounded.

Officer Guindon was sworn-in the day prior to this incident on Feb. 26, 2016. This incident was the first call Officer Guindon responded to that evening.



**ASHLEY GUINDON**

End of Watch: Feb. 27, 2016

Officer Yung was killed at the intersection of Nokesville Road and Piper Lane in Bristow while responding to a separate traffic crash in Nokesville. Another vehicle made a left-hand turn from northbound Nokesville Road into a shopping center, crossing in front of the officer's motorcycle, causing a collision. Officer Yung was transported to a local hospital where he died from his injuries.

Officer Yung was a U.S. Marine Corps veteran and served in Iraq during Operation Iraqi Freedom. He had served with the Prince William County Police Department for seven years and was assigned to the Traffic Unit.

Officer Yung was a member of Law Enforcement United and served as a motor escort officer during the annual ride. He was survived by his wife and three children.

**CHRIS YUNG**

End of Watch: Dec. 31, 2012



# IN MEMORIAM

Officer Pennington and other members of the Special Weapons and Tactics (SWAT) Team were attempting to serve a search warrant related to the shooting of a law-enforcement officer. As the SWAT team surrounded the home, Officer Pennington and other officers knocked on the door and identified themselves.

Upon entering the home, the suspect was seen inside armed with a handgun. Officer Pennington, the assistant team leader, attempted to negotiate with the suspect to get him to surrender his weapon. Without warning, the suspect revealed a high-powered assault rifle and fatally shot Officer Pennington. The assailant was killed moments later by another SWAT team member.

Officer Pennington was a member of the Department for 11 years and was part of the SWAT Team.



**PHILIP "MIKE" PENNINGTON**




Officer White succumbed to injuries received six days earlier when he was involved in an automobile accident at the intersection of Route 234 and Route 15, in the Haymarket area.

He was responding to the scene of another accident when his vehicle struck a ditch, overturned, and caught fire.

Officer White had served with the Prince William County Police Department for two years and had previously served with the Metropolitan Police Department, in Washington, DC, for one year.

He was survived by his wife, parents, and two brothers.

In October 2023, members of the police department paused to honor Pete's sacrifice during a 50-year remembrance ceremony held at the Western District Station which is named in Officer White's memory.



**PAUL "PETE" WHITE, JR.**

End of Watch: Oct. 27, 1973

# CRIME IN PWC

## EXECUTIVE SUMMARY

Highlights presented in this report include:

- **All 2024 murder cases were cleared with no active investigations.**
- **Violent crime fell 7.4%**, including a 12.0% drop in murder, 31.1% drop in forcible rape, 2.9% drop in aggravated assault, and 11.9% drop in robbery.
- Firearm-related cases decreased 12.8%, firearms used in robberies fell 60.0%.
- Burglary offenses continued to decline, dropping 7.3% in 2024.
- Simple Assaults attributed to 73.3% of all Crimes Against Persons.
- Larceny offenses attributed to 49.9% of all Crimes Against Property.
- Completed Motor Vehicles Thefts rose slightly, 3.6%, compared to double digit increases .





# CONTENTS

EXECUTIVE SUMMARY .....	<b>38</b>
NOTABLE CASE CLOSURES .....	<b>40</b>
CRIME OVERVIEW .....	<b>41</b>
HISTORICAL PERSPECTIVE .....	<b>42</b>
CRIME RATE .....	<b>43</b>
TOTAL CRIME .....	<b>44</b>
VIOLENT CRIME & HATE BIAS .....	<b>46</b>
MURDER .....	<b>48</b>
CRIMES AGAINST PERSONS .....	<b>49</b>
CRIMES AGAINST PROPERTY .....	<b>52</b>
CRIMES AGAINST SOCIETY .....	<b>56</b>
ARRESTS .....	<b>58</b>
REPORTABLE CRASHES & FATALITIES .....	<b>60</b>
TRAFFIC ENFORCEMENT .....	<b>62</b>
ENDNOTES .....	<b>63</b>

# NOTABLE CASE CLOSURES

## COLD CASE CLOSURE

In September 2024, Prince William County police announced the arrest of a man involved in the March 2010 disappearance of Shane Donahue.

Detectives reactivated the investigation in Spring 2024 and began reexamining every detail of the case from scratch, including revisiting interviewed parties and exploring digital evidence in greater detail due to advances in analytical technology and modern police investigative practices.

Ultimately, investigators identified an acquaintance of Shane as being responsible for his disappearance and presumed death. Although Shane's remains have not been located, information obtained during the investigation indicated Shane is likely deceased. Shane was 23 years old at the time of his disappearance.

## ACTIVE VIOLENCE RESPONSE

In February 2024, members of the police department responded to an active violence incident at an apprenticeship institute in Manassas.

The suspect, who was a student at the institute, stabbed two fellow classmates inside a classroom, killing one of them and seriously injuring the other. Officers responded in minutes, locating the suspect at the door armed with the knife.

Officers bravely confronted and ultimately subdued the suspect while rendering aid to the two victims along with other classmates who offered assistance.

## MURDER-FOR-HIRE INDICTMENTS

In December 2024, multiple suspects were indicted on charges related to the murder-for-hire of a 23-year-old North Carolina woman.

Officers initially responded to a Woodbridge location in February 2024 where the victim was found deceased inside her vehicle. The investigation would reveal the victim's husband orchestrated the plot from prison involving multiple other men to kill the victim using a ruse to lure her to the area.

Over the course of several months, detectives worked tirelessly to tie the complicated investigation together and give the victim and her family closure.



# CRIME OVERVIEW

## 2024 YEAR END STANDINGS

TOTAL  
CRIME

▲1.2%

VIOLENT  
CRIME

▼7.4%

CRIMES AGAINST  
PERSONS

CRIMES AGAINST  
PROPERTY

CRIMES AGAINST  
SOCIETY

▲2.0%

▲4.7%

▼19.3%

STATS AT-A-GLANCE	2023	2024
County Population	491,693	496,322
Total Crime	19,267	19,507
Crime Rate*	39.2	39.3
Total Criminal Arrests	9,940	8,994
Adult Arrests	9,129	8,211
Juvenile Arrests	807	777
Total Murder Victims	25	22
Total Traffic Citations	27,129	34,793
Crash Rate*	10	9.8
Total Reportable Crashes^	4,937	4,864
Total Crash Fatalities	22	26
Total Calls for Service (CFS)	198,462	211,925
CFS Resulting in Report	21,252	21,445
Telephone & Online Reporting	2,612	2,995
Person-In-Crisis (PIC) Related CFS	4,030	3,752
Officer Hours on PIC CFS	28,372	26,503

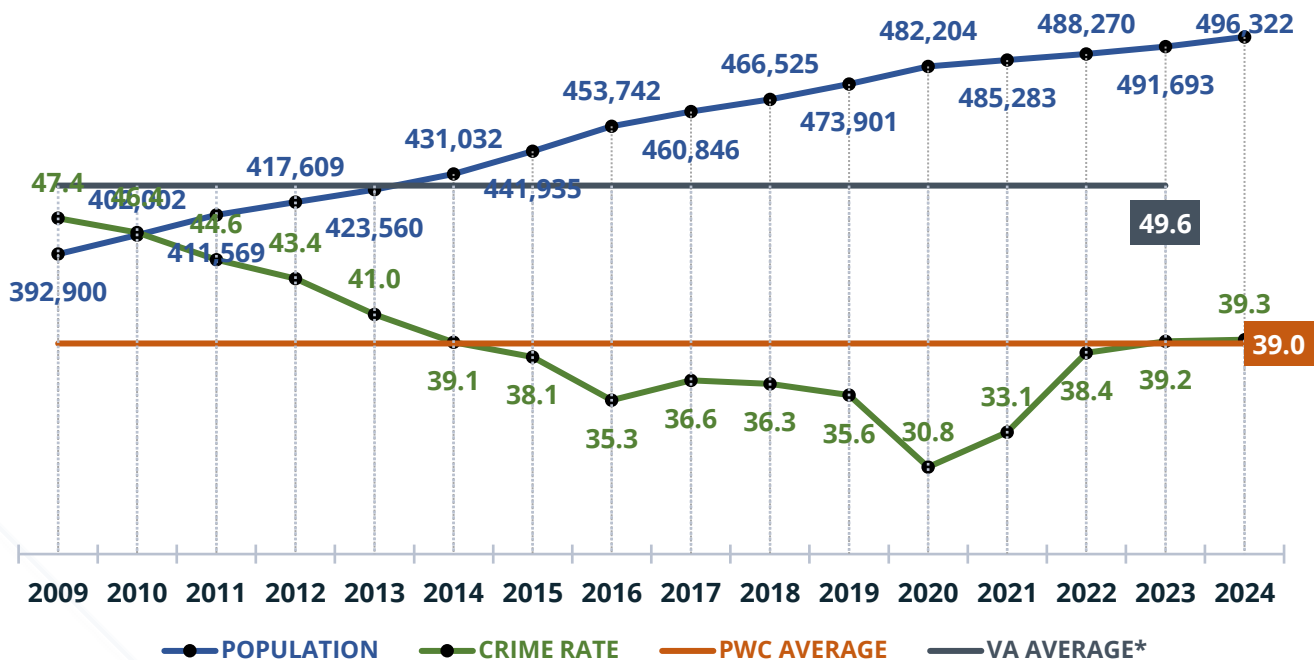
\*Based on total reported crime (Group A Offenses) and total crashes per 1,000 residents.

^Reportable crashes as outlined under the Virginia Department of Motor Vehicles reporting guidelines.

# HISTORICAL REVIEW

## HISTORICAL CRIME RATE PERSPECTIVE

Crime Rate is widely used by law enforcement agencies across Virginia and the country to provide context of total reported crime in a locality as its related to population. While Crime Rates can provide an overall assessment of crime, additional context is needed to break down crime trends within a locality which can provide residents and business owners information to gauge personal safety and property protection needs. Examining crime trends remains an important factor in determining the overall safety of our community. The chart provides a historical perspective of the Crime Rate in Prince William County since 2009, based on data provided by the Virginia State Police.



\*Virginia Crime Rate average is based on available [Virginia State Police public data](#) through 2023.

## 2024 CRIME RATE BREAKDOWN

12.0

Crimes Against Persons

23.9

Crimes Against Property

Incidents per 1,000 Residents

3.4

Crimes Against Society



# CRIME RATE

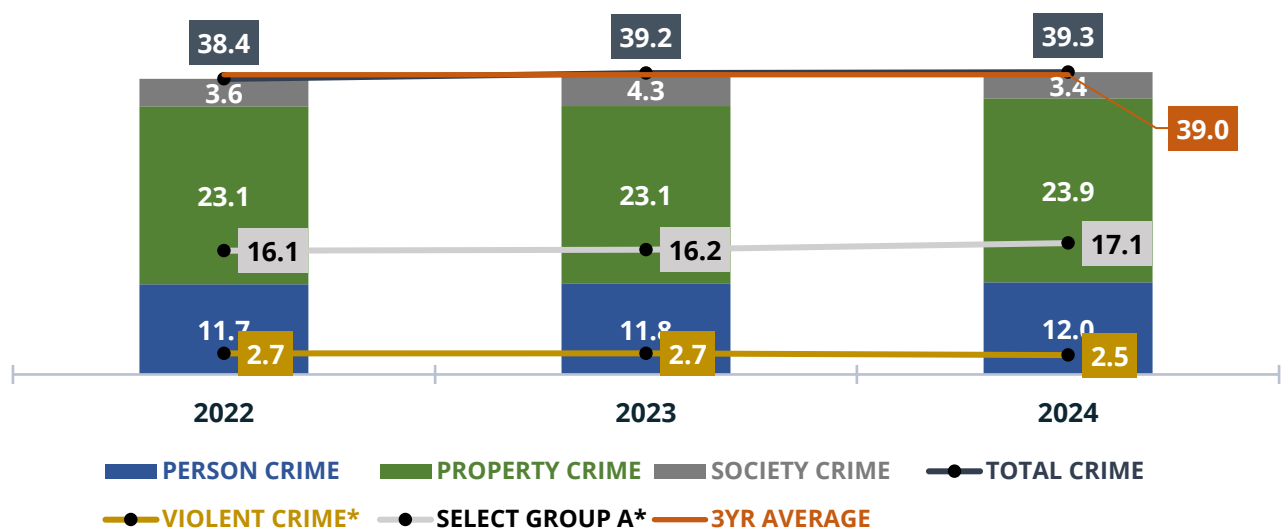
The CRIME RATE in Prince William County is calculated by comparing total crime to the **population of the county**.

In 2024, the crime rate in Prince William County measured 39.3 incidents per 1,000 residents. The crime rate rose slightly from 39.2 the previous year, or about 0.25%. Total crime, as measured by Group A Offenses, also rose 1.2% compared to the previous year, significantly less than the increase seen from 2022 to 2023, which was about 2.7%. The chart below reflects the County's crime rate over the past three years.



## CRIME RATE BREAKDOWN BY CRIME CATEGORY

While the overall crime rate rose slightly in 2024, violent crime, as defined by the Virginia State Police, fell 7.4% compared with the previous year; Crimes against Persons rose 2.0%; Crimes Against Property rose 4.7%; and Crimes Against Society, often referred to as "victim-less" crimes, fell dramatically by 19.3%. The three-year average crime rate measured 39.0 incidents per 1,000 residents. The department opted to remove the typical five-year average from this report, which would have included 2020 and 2021, to show a more accurate depiction of crime in the county post-pandemic. In the years prior to the pandemic, since 2009, the average crime rate was 40.4 incidents per 1,000 residents.



\*Violent Crime represents the select offenses of murder/non-negligent manslaughter, forcible rape, forcible sodomy, sexual assault with an object, aggravated assault, and robbery. Select Group A Offenses are listed on page 44.

# TOTAL CRIME

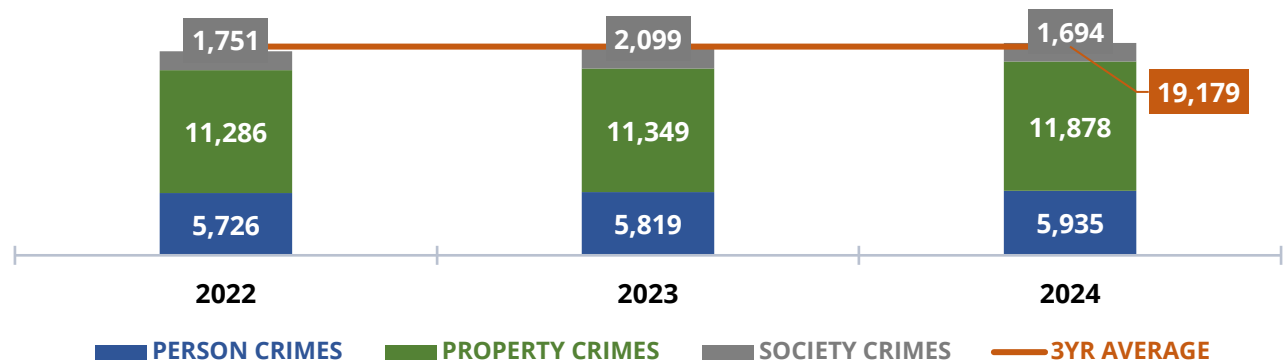
TOTAL CRIME, as measured by Group A Offenses under NIBRS<sup>2</sup>, rose 1.2% in 2024, a difference of about 240 offenses. Crime is divided into three categories: Crimes Against Persons, Crimes Against Property, and Crimes Against Society.

TOTAL CRIME

▲1.2%

COMPARED TO  
the previous year

CRIME CATEGORY	2023	2024	(+/-)%
Crimes Against Persons	5,819	5,935	▲2.0%
Crimes Against Property	11,349	11,878	▲4.7%
Crimes Against Society	2,099	1,694	▼19.3%
<b>TOTAL</b>	<b>19,267</b>	<b>19,507</b>	<b>▲1.2%</b>



## OFFENSES: SELECT GROUP A OFFENSES

PART I CRIMES (UCR)	2023	2024	<div>SELECT GROUP A OFFENSES</div> <div>43.5%</div> <div>OF TOTAL CRIME</div> <div>17.1</div> <div>INCIDENTS per 1,000 residents</div>
Murder/Non-Negligent Manslaughter	25	22	
Forcible Rape <sup>5</sup>	103	71	
Aggravated Assault	937	910	
Robbery	253	223	
Burglary/Breaking & Entering	412	382	
All Larceny Offenses <sup>8</sup>	5,351	5,927	
Motor Vehicle Theft	895	943	
<b>TOTAL</b>	<b>7,976</b>	<b>8,478</b>	



## TOTAL CRIME

**1.4%**

Major Injury Reported\*

**8.5%**

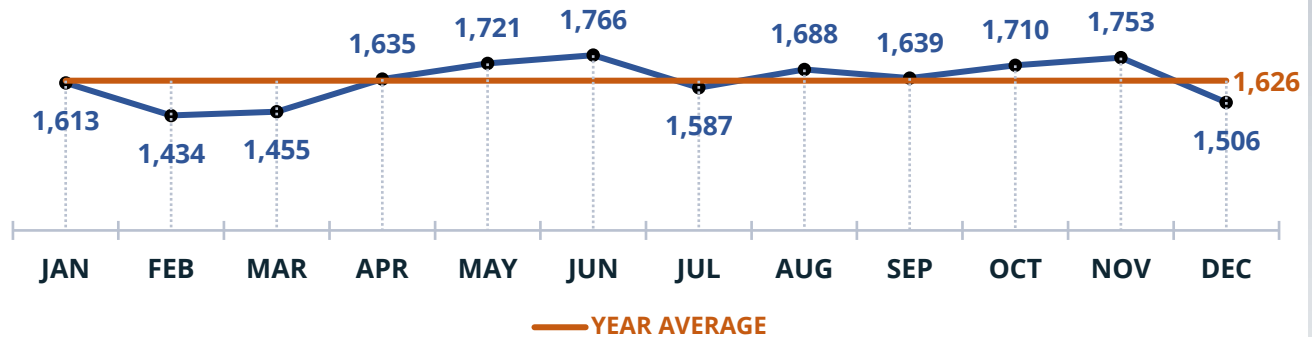
Stranger Offender\*

**5.2%**

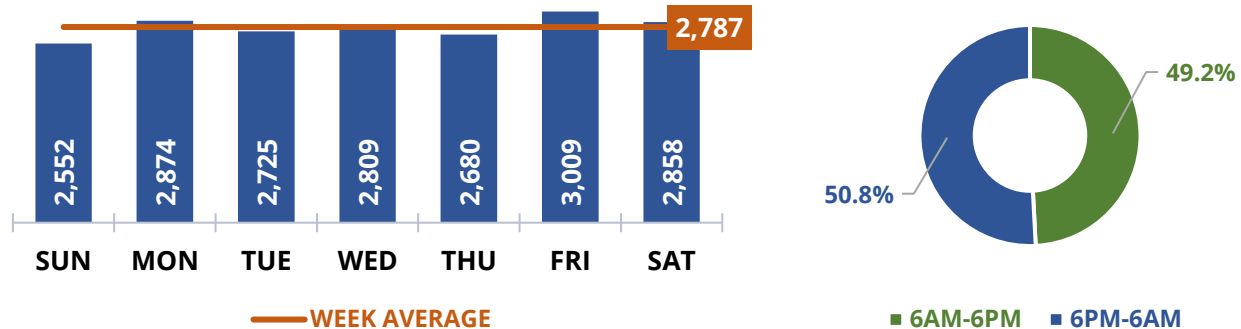
Weapon Used

*\*Calculations do not include Crimes Against Society due to victim classification.*

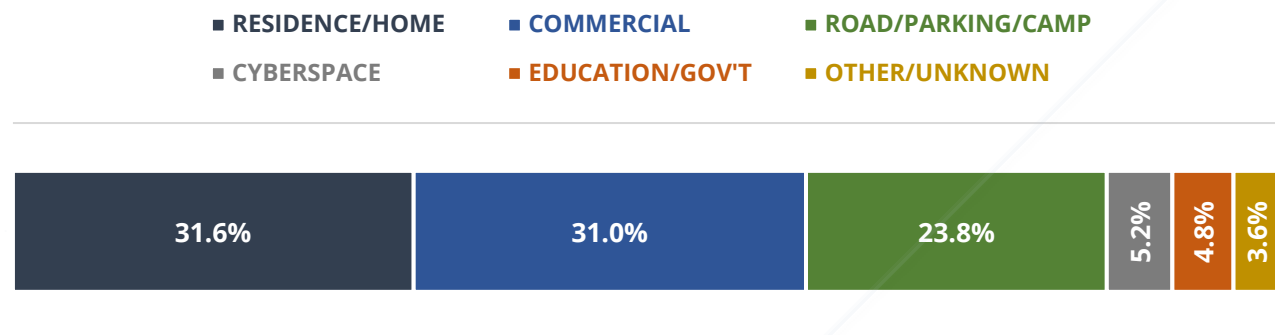
## TOTAL CRIME BY MONTH



## TOTAL CRIME BY DAY OF WEEK/TIME OF DAY



## TOTAL CRIME BY LOCATION

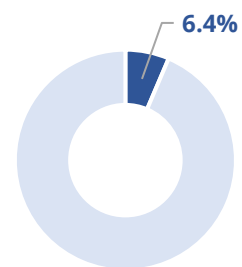
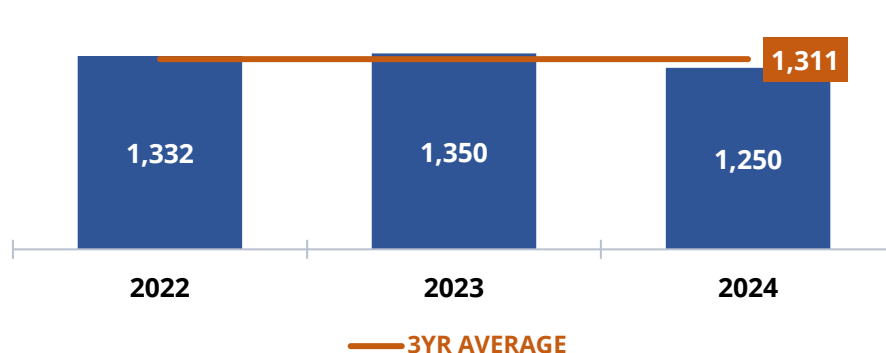


# VIOLENT CRIME

VIOLENT CRIME fell 7.4% in 2024 when compared to the previous year. While historically low in comparison to overall crime, these offenses are identified as having significant impacts in the community. These crimes include the offenses of murder/non-negligent manslaughter, forcible rape, forcible sodomy, sexual assault with an object, aggravated assault, and robbery.

2.5

INCIDENTS  
per 1,000 residents



Violent Crime accounted for 6.4% of total crime.

## HATE BIAS MOTIVATION

HATE CRIMES are not separate, distinct offenses, but rather reported crimes motivated by the offender's bias. Because of the difficulty of ascertaining the offender's subjective motivation, bias is reported only if the investigation reveals sufficient information to lead a reasonable and prudent person to conclude that the offender's actions were motivated, in whole or in part, by bias against race, religion, disability, ethnicity or sexual orientation.

The police department has taken a proactive position in documenting hate bias incidents, even if the circumstances do not entirely meet the above criteria. In 2024, the police department investigated instances which investigators deemed to have met the criteria. These incidents included a phone threat to a house of worship, threats made to a victim over social media regarding race, an assault believed to have been committed based on the victim's sexual orientation and acts of vandalism targeting a victim over political/religious reasons and a separate incident believed to target the victim's sexual orientation. Over the year, officers also documented incidents of concerning propaganda, a vague threat, and vandalism in public areas which did not appear to target a specific victim.

## VIOLENT CRIME

**19.5%**

Major Injury Reported

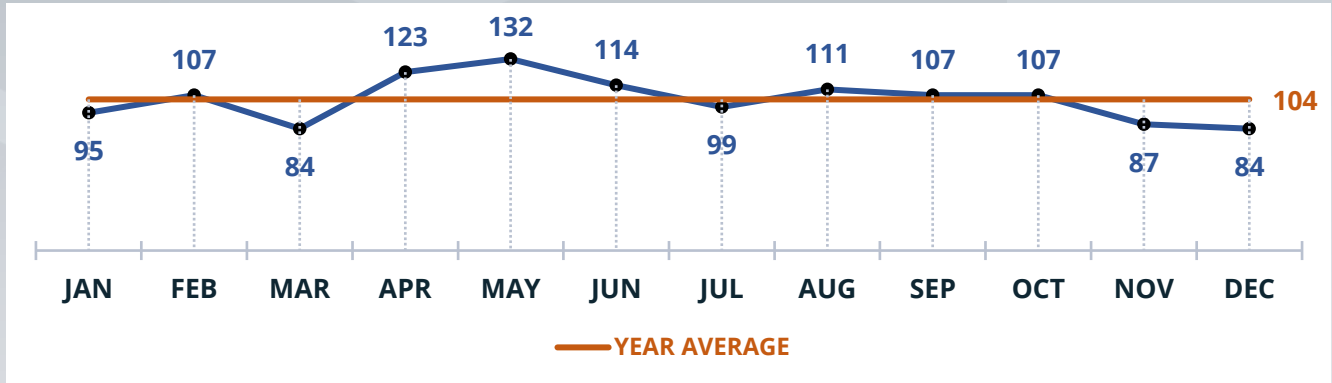
**23.9%**

Stranger Offender

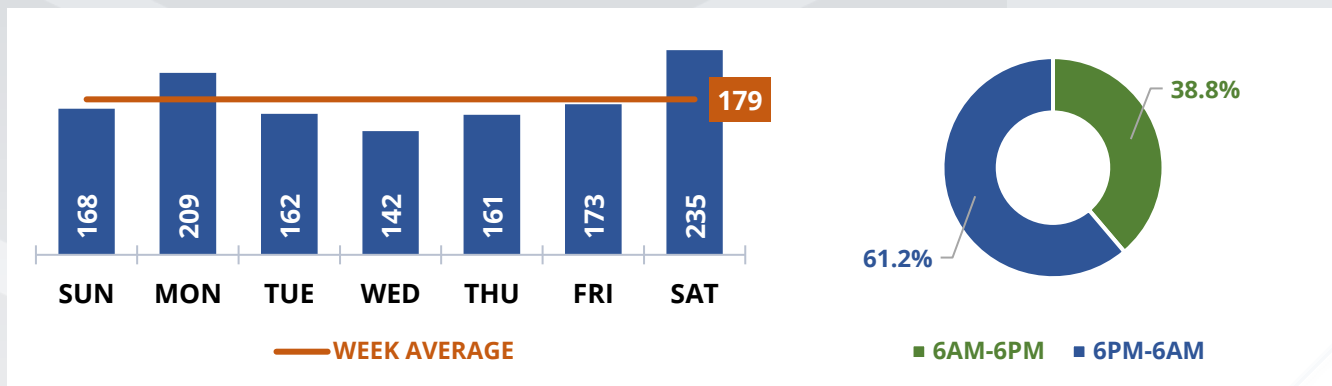
**55.7%**

Weapon Used

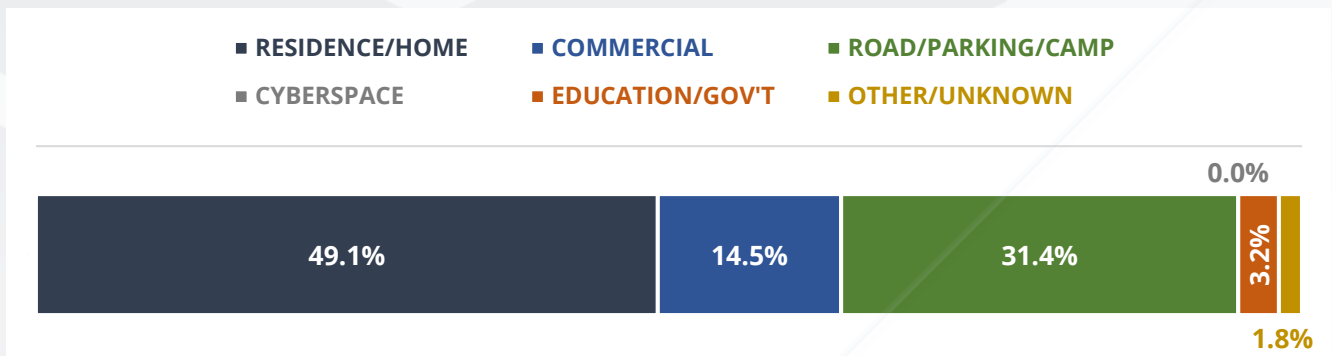
## VIOLENT CRIME BY MONTH



## VIOLENT CRIME BY DAY OF WEEK/TIME OF DAY



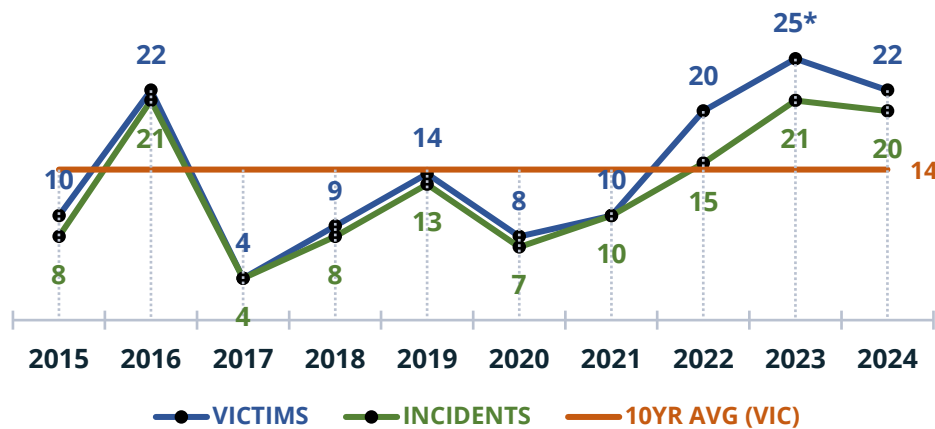
## VIOLENT CRIME BY LOCATION





# MURDER

**In 2024, ALL murder cases were cleared.** MURDER, defined as the willful killing of one human being by another, is often considered the highest profile offense committed against a person. The classification of this offense is based solely on the police investigation as opposed to the determination of a court, medical examiner, or jury. This classification does not include deaths caused by negligence, suicide, crashes, or justifiable homicides. It also does not include attempted murder or assault to murder, which are counted as aggravated assaults.



As illustrated in the chart, the number of murders has varied from year to year and has not followed a predictable pattern. The analysis of individual cases also does not reveal any indicators that can be directly correlated to the number of murders or their causes each year.

\*The murder count for 2023 was amended due to an Oct. 2024 indictment in a pending case from that year.

In 2024, there were 22 victims of murder in 20 separate incidents. In total, 17 of the 20 incidents were cleared with an arrest. The remaining three cases resulted in the death of the offender and were subsequently cleared by exception. **In 18 of the 20 incidents, or about 90%, the victim was known to the offender.**

## WEAPON/METHOD BREAKDOWN

18

Firearm

1

Stabbing

1

Neglect

1

Blunt Force

## INCIDENTS BREAKDOWN

8

Domestic

3

Narcotics/Gang  
Related

1

Carjacking

8

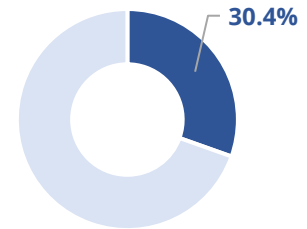
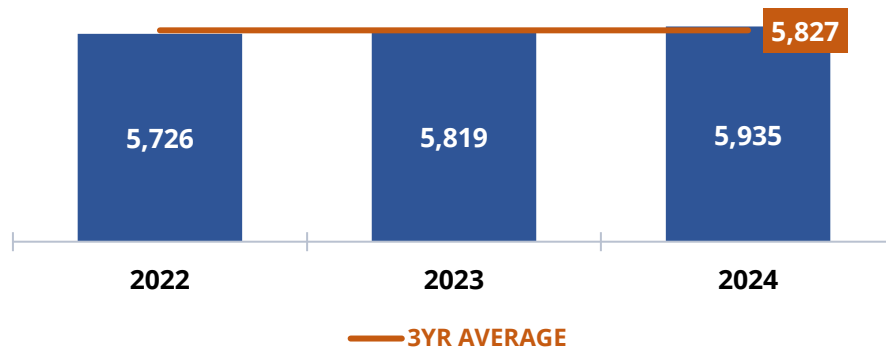
Altercation

# CRIMES AGAINST PERSONS

CRIMES AGAINST PERSONS rose 2.0% in 2024 when compared to the previous year. These crimes are counted by the number of victims, rather than reported incidents. As indicated, these offenses involve crimes in which an individual is the victim.

**12.0**

**INCIDENTS**  
per 1,000 residents



Person Crime accounted for 30.4% of total crime.

CRIMES AGAINST PERSONS	2023	2024	(+/-)%
Murder/Non-Neg. Manslaughter	25	22	▼12.0%
Negligent Manslaughter	4	6	▲50.0%
Kidnapping/Abduction	115	117	▲1.7%
Forcible Rape <sup>5</sup>	103	71	▼31.1%
Other Sex Offenses <sup>6</sup>	209	215	▲2.9%
Aggravated Assault	937	910	▼2.9%
Simple Assault/Intimidation	4,424	4,590	▲3.8%
Human Trafficking	6	7	▲16.7%
<b>TOTAL</b>	<b>5,819</b>	<b>5,935</b>	<b>▲2.0%</b>

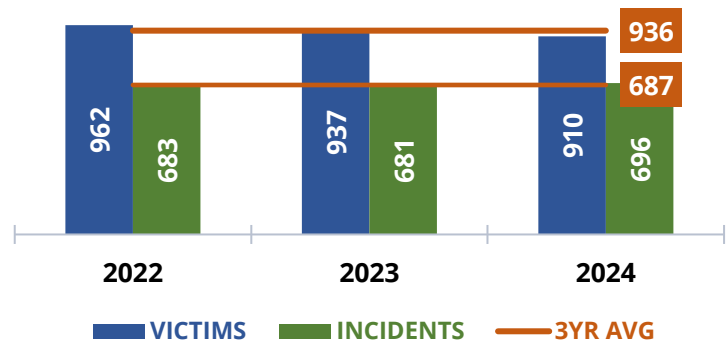
FORCIBLE RAPE		AGGRAVATED ASSAULTS	
Offender was reportedly a stranger to the victim	<b>7.0%</b>	Offender was reportedly a stranger to the victim	<b>22.3%</b>
Victim reported major injury during the offense	<b>18.3%</b>	Victim reported major injury during the offense	<b>23.8%</b>
Offender reportedly used a firearm/dangerous weapon	<b>2.8%</b>	Offender reportedly used a firearm/dangerous weapon	<b>63.4%</b>

# ASSAULTS

## ASSAULTS: AGGRAVATED vs. SIMPLE

In 2024, ALL ASSAULTS accounted for approx. 88.6% of offenses in this category. The breakdown of assaults consisted of 82.7% simple and 17.3% aggravated. When examining overall assaults, incidents involving a firearm, blunt object, or sharp instrument made up 11.0% of all assaults, while 4.1% of injuries were considered major in nature. Most assaults were committed by a known party, with 13.7% considered a stranger offender.

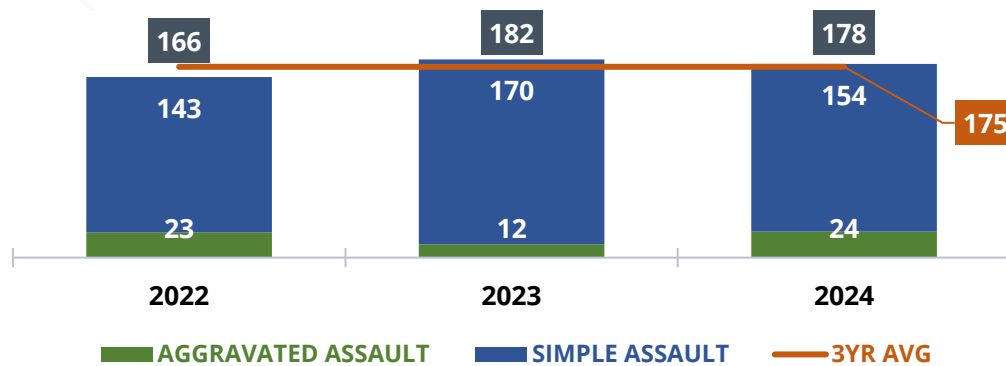
As previously noted, Crimes Against Persons are counted by the number of victims, not incidents. This is notable due to incidents which may involve multiple victims. In 2024, AGGRAVATED ASSAULT victims totaled 910 in 696 reported incidents.



Aggravated assault victims compared to reported incidents.

## ASSAULTS ON PWC POLICE OFFICERS

Below is a snapshot of assaults committed against PRINCE WILLIAM COUNTY POLICE OFFICERS. In 2024, there were 178 total assaults on officers, down from 182 assaults the previous year. While overall assaults on officers declined, aggravated assaults, which are more serious in nature, doubled. Officer injuries accounted for 33.7% of all assaults, mostly in simple assault encounters.



Assaults on police officers fell 2.2% in 2024 compared to the previous year. The total is also 1.5% above the three-year average of approx. 175 assaults.

The chart above does not include the offense of intimidation which accounted for an additional 27 offenses in 2024.



## CRIMES AGAINST PERSONS

**4.3%**

Major Injury Reported

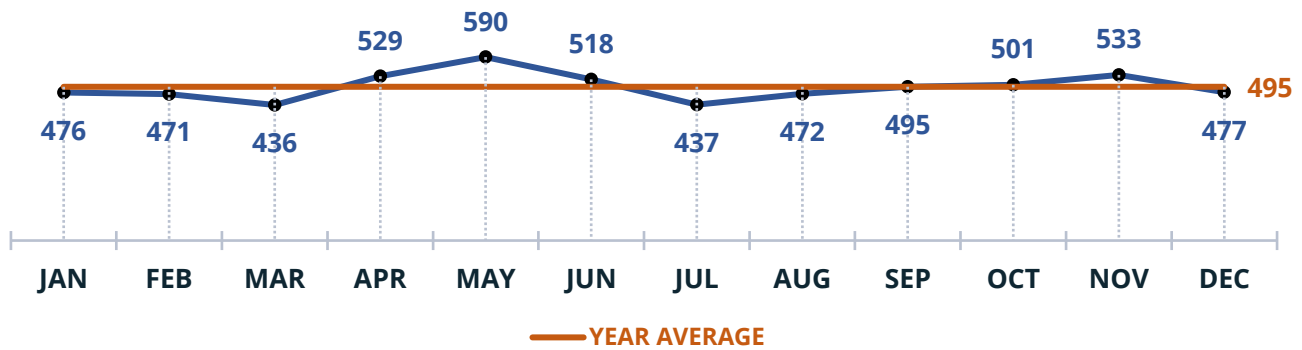
**14.0%**

Stranger Offender

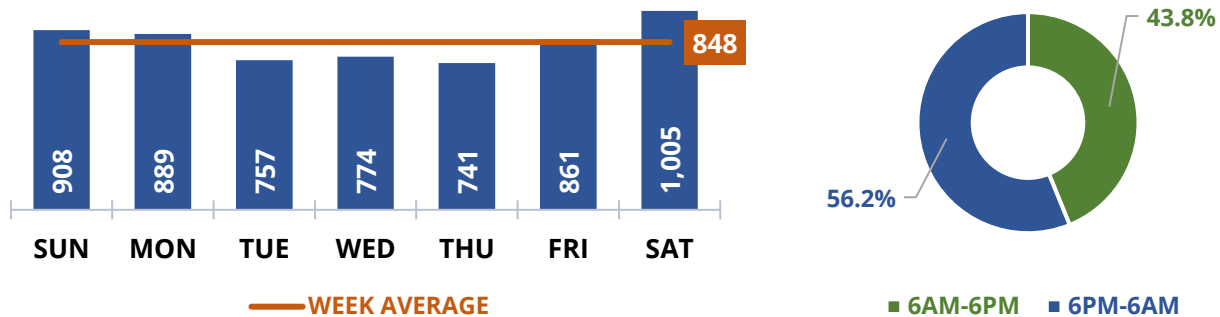
**10.5%**

Weapon Used

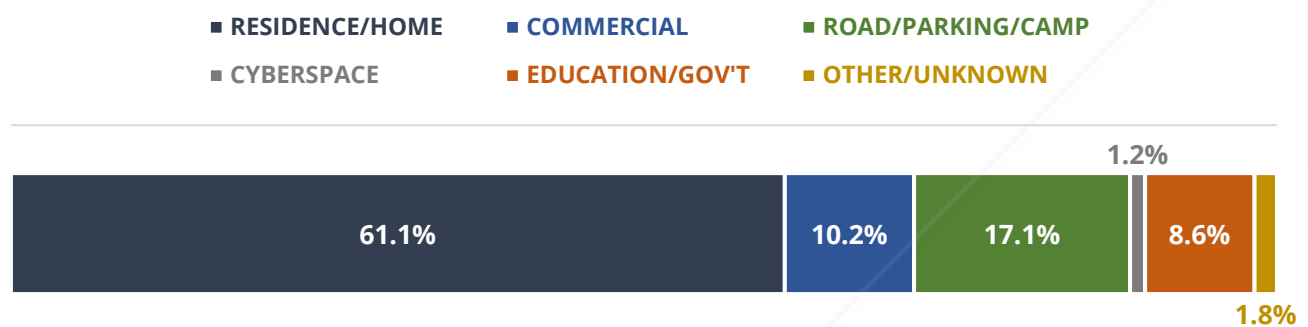
### CRIMES AGAINST PERSONS BY MONTH



### CRIMES AGAINST PERSONS BY DAY OF WEEK/TIME OF DAY



### CRIMES AGAINST PERSONS BY LOCATION

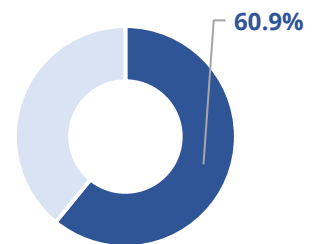
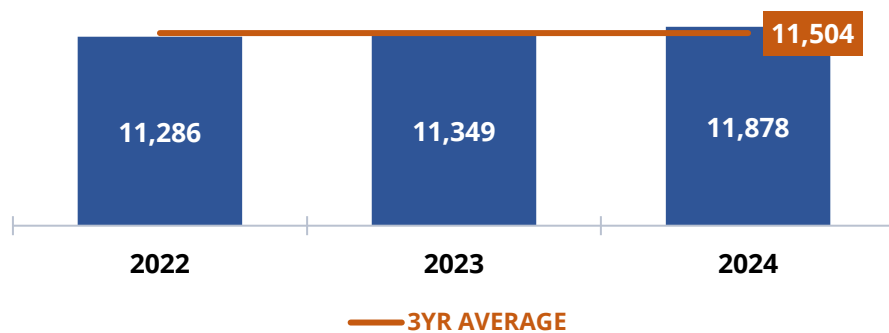


# CRIMES AGAINST PROPERTY

CRIMES AGAINST PROPERTY rose 4.7% in 2024 when compared to the previous year. These crimes are counted by the number of reported offenses, not involved victims. As indicated, these offenses involve crimes in which property is the primary object.

**23.9**

**INCIDENTS**  
per 1,000 residents



Property Crime accounted for 60.9% of total crime.

CRIMES AGAINST PROPERTY	2023	2024	(+/-)%
Arson <sup>4</sup>	40	21	▼47.5%
Bribery	1	1	N/A
Burglary/Breaking & Entering	412	382	▼7.3%
Counterfeiting/Forgery*	125	161	▲28.8%
Destruction of Property/Vandalism	1,575	1,538	▼2.3%
Embezzlement*	66	47	▼28.8%
Extortion/Blackmail*	83	114	▲37.3%
All Fraud Offenses <sup>7*</sup>	1,883	2,067	▲9.8%
Identity Theft*	516	318	▼38.4%
Hacking/Computer Invasion*	49	47	▼4.1%
Robbery	253	223	▼11.9%
All Larceny Offenses <sup>8</sup>	5,351	5,927	▲10.8%
Motor Vehicle Theft	895	943	▲5.4%
Stolen Property Offenses	100	89	▼11.0%
<b>TOTAL</b>	<b>11,349</b>	<b>11,878</b>	<b>▲4.7%</b>

\*The reference to the select offenses noted above accounted for 32.6% of reported crimes for these specific offenses and 89.0% of total crime where cyberspace<sup>3</sup> was reported as the location type.

Certain Crimes Against Property, such as robbery, could involve multiple victims or reports of injury, or varying force used by the offender. As with all crimes, context is important to gauge overall personal safety and property protection needs.

BURGLARY/BREAKING & ENTERING*		ROBBERY	
Offense reported was a completed act	<b>78.3%</b>	Offense reported was a completed act	<b>91.5%</b>
Offense reported occurred at night (6pm-6am)	<b>58.6%</b>	Offense reported occurred at night (6pm-6am)	<b>50.2%</b>
Offender reportedly used force to enter location	<b>60.2%</b>	Victim reported major injury during the offense	<b>5.6%</b>
Location classification was residential	<b>54.5%</b>	Offender reportedly used a firearm/dangerous weapon	<b>46.7%</b>
Location classification was commercial	<b>31.9%</b>	Victim classification was an individual	<b>81.7%</b>

\*Burglary is unlawful entry to any structure with intent to commit a larceny or felony. A structure, according to the FBI, is defined as having four walls, a roof, and a door or any house trailer or other mobile unit permanently fixed.

## STOLEN FIREARMS

**150**

**▼9.1%\***

\*Percentage noted as number of firearms stolen compared to the previous year.

ALL LARCENIES*		MOTOR VEHICLE THEFT	
Offense reported was a completed act	<b>95.0%</b>	Offense reported was a completed act	<b>80.1%</b>
Victim classification was an individual	<b>46.2%</b>	Location classification was residential	<b>27.0%</b>
Theft of property reportedly from a vehicle	<b>13.1%</b>	Offense reported occurred at night (6pm-6am)	<b>66.3%</b>
<b>Number of firearms stolen from a vehicle</b>	<b>92</b>	<b>Number of vehicles recovered</b>	<b>627</b>

\*All larcenies include any offense of unlawful taking, carrying, leading, or riding away of property belonging to another person.



# CRIMES AGAINST PROPERTY, cont.

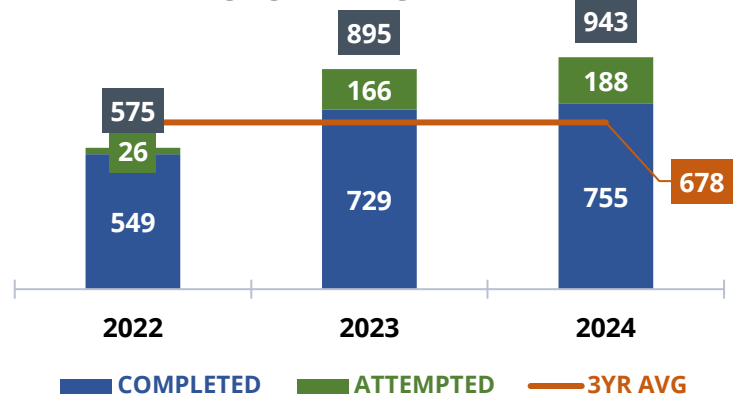
Total Crime Against Property counts include both attempted and completed offenses which can be misleading.

For instance, MOTOR VEHICLE THEFT overall increased by 5.4% in 2024; however, the number of completed acts, meaning the vehicle was actually taken, increased by only 3.6% which is considerably less than the increase seen from 2022 to 2023 at 32.8%.

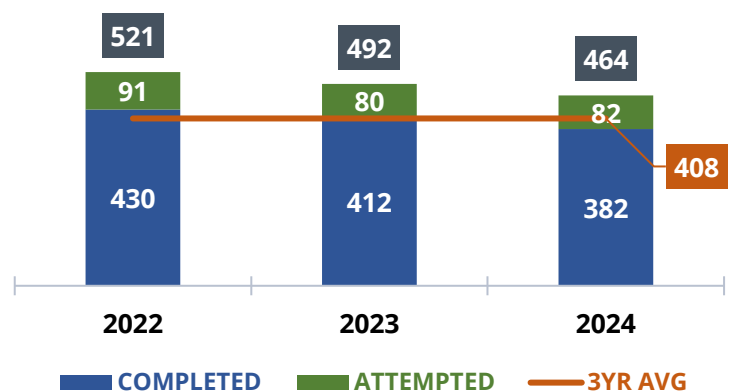
Additionally, BURGLARY continued to drop in 2024. While burglaries overall fell 7.3%, completed acts decreased by 9.9%, lower than the three-year average of 408 offenses. These decreases in both overall offenses and completed acts were more than the decreases seen in 2023, at -4.2% and -2.1% respectively.

A ROBBERY, unlike larceny, involves taking property from a person by force, threat, or intimidation. In these offenses, the use of a weapon is a concern. In 2024, weapon use in robberies decreased 27.5%; contrary to an increase of 21.3% seen in 2023. Firearm use fell by 60.0% in 2024.

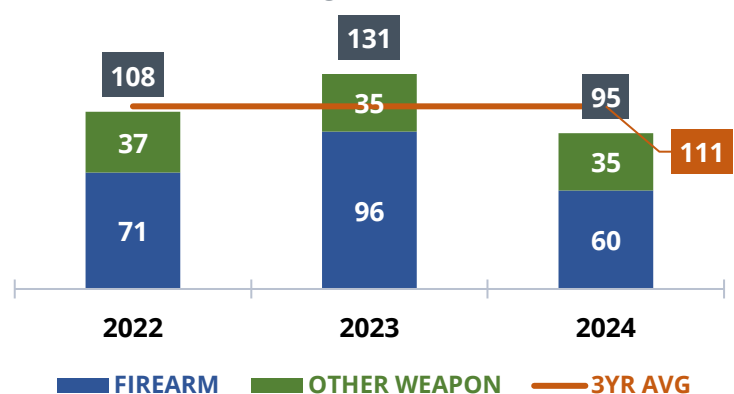
## MOTOR VEHICLE THEFT



## BURGLARY/BREAKING & ENTERING



## ROBBERY



## CRIMES AGAINST PROPERTY

**92.3%**

Completed Offense

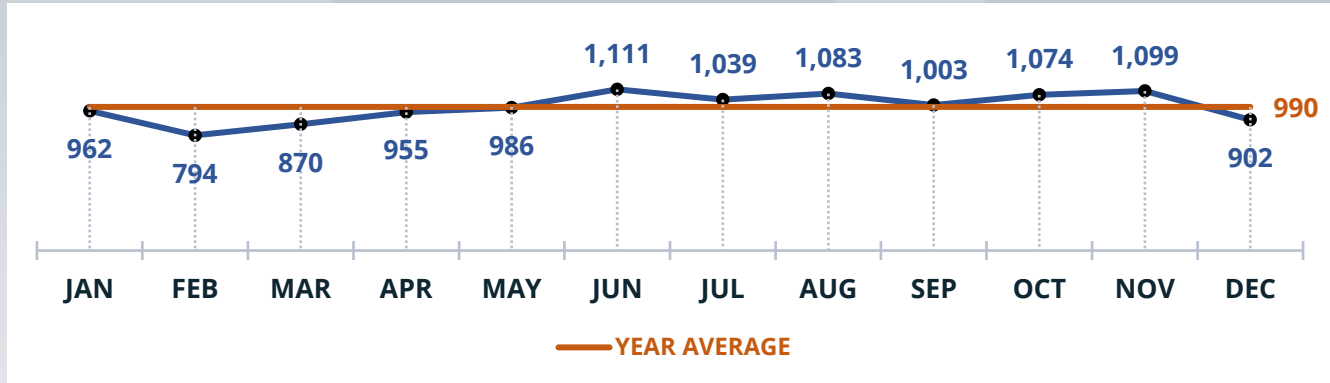
**60.3%**

Individual as Victim

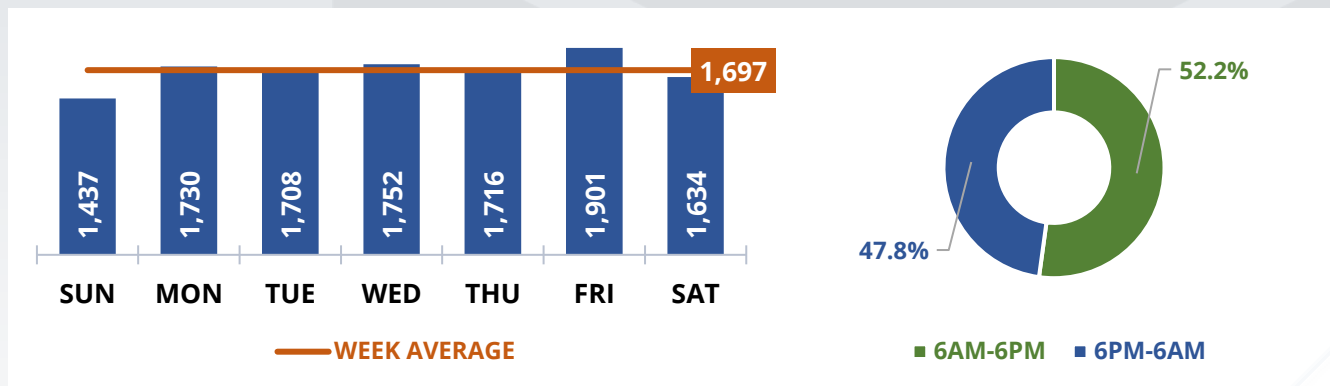
**37.0%**

Business as Victim

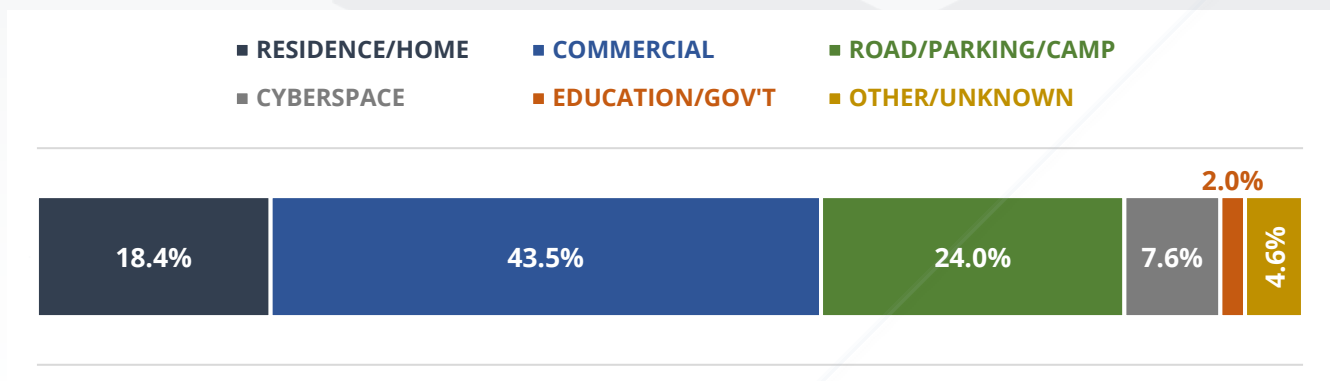
### CRIMES AGAINST PROPERTY BY MONTH



### CRIMES AGAINST PROPERTY BY DAY OF WEEK/TIME OF DAY



### CRIMES AGAINST PROPERTY BY LOCATION

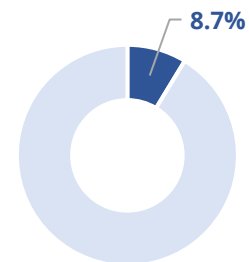
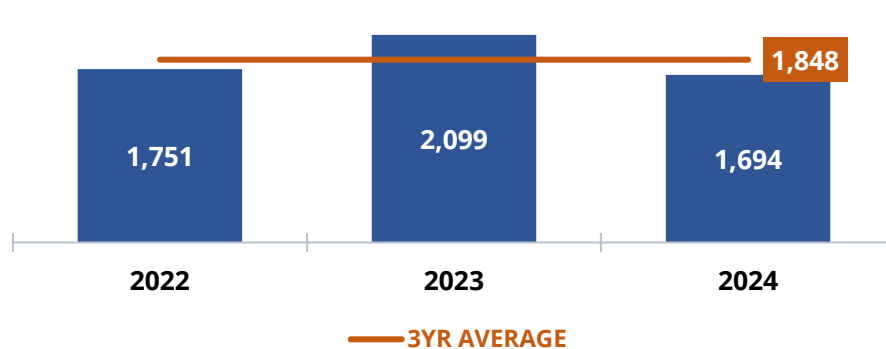


# CRIMES AGAINST SOCIETY

CRIMES AGAINST SOCIETY fell 19.3% in 2024 when compared to the previous year. These offenses represent society's prohibition against engaging in deviant activity, such as gambling, drug use, and prostitution, or certain types of activity in which property is not the object.

**3.4**

**INCIDENTS**  
per 1,000 residents



Society Crime accounted for 8.7% of total crime.

CRIMES AGAINST SOCIETY	2023	2024	(+/-)%
Drug/Narcotic Violations	1,383	1,163	▼15.9%
Drug Equipment Violations	174	75	▼56.9%
All Gambling Offenses <sup>9</sup>	0	3	▼N/A
Pornography/Obscene Material	122	102	▼16.4%
All Prostitution Offenses <sup>10</sup>	8	5	▼37.5%
Weapon Law Violations	366	287	▼21.6%
Animal Cruelty	46	59	▲28.3%
<b>TOTAL</b>	<b>2,099</b>	<b>1,694</b>	<b>▼19.3%</b>

Visit the VA Department of Health [website](#) for the latest information available on overdoses deaths in the state. Due to the delay in results needed to determine cause of death, this information will no longer be provided in this report.

The Prince William County Police Department offers MEDICATION DROP BOXES at each of the three district police stations in Prince William County. These boxes, which are available 24 hours a day, seven days a week, allow residents to safely dispose of unused and unwanted medications with no questions asked. To find a district police station closest to you for medication disposal, visit our [website](#).



## CRIMES AGAINST SOCIETY

**81.0K**

Fentanyl Pills Seized

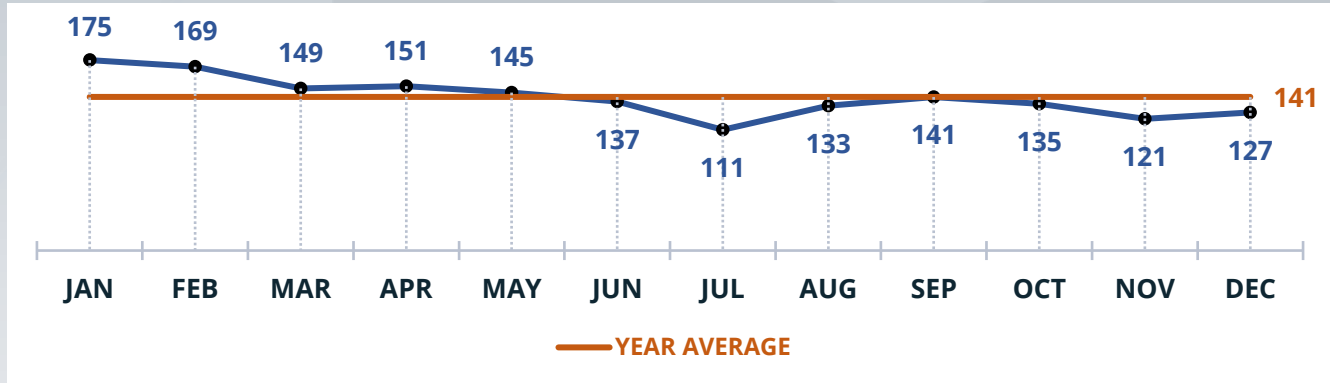
**11.7%**

Juvenile Offender

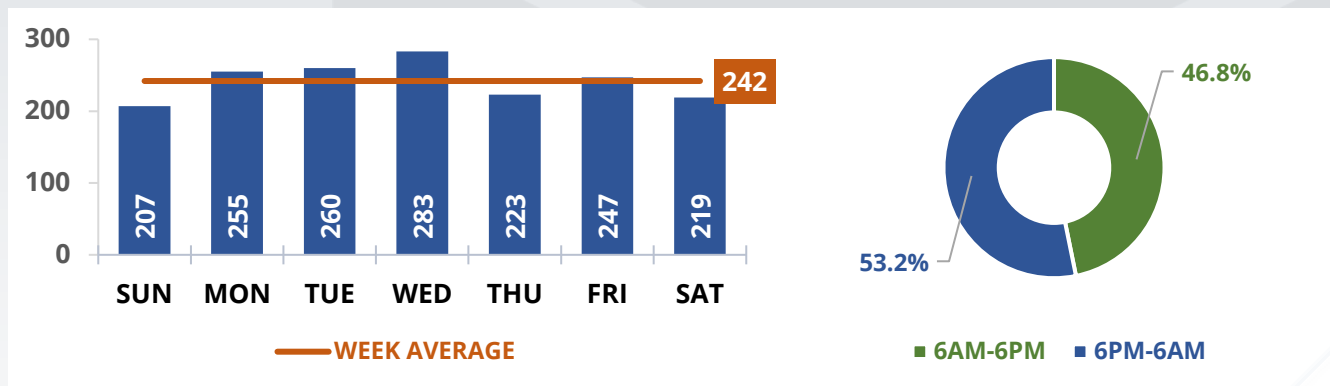
**15.8%**

Weapon Used

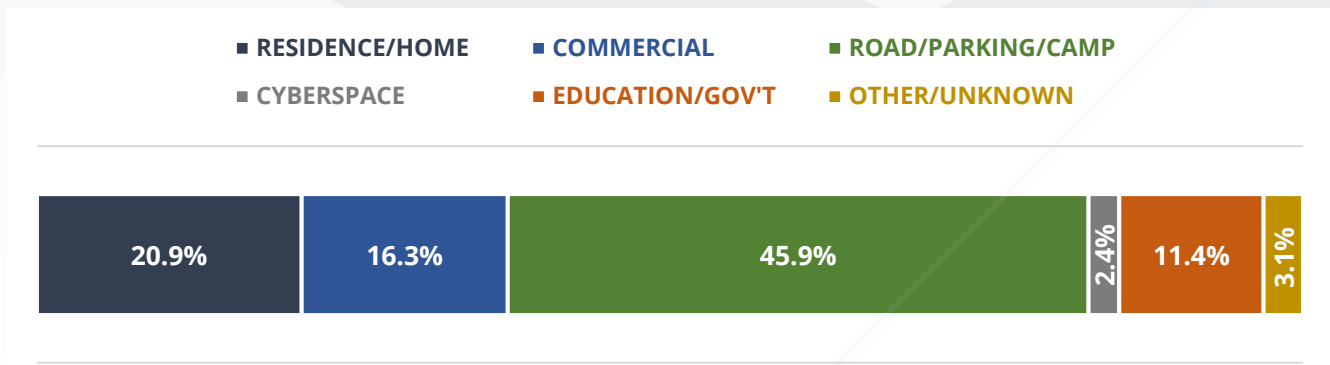
### CRIMES AGAINST SOCIETY BY MONTH



### CRIMES AGAINST SOCIETY BY DAY OF WEEK/TIME OF DAY



### CRIMES AGAINST SOCIETY BY LOCATION



# ARRESTS

Law enforcement agencies report ARREST DATA for all persons apprehended in the commission of Group A or B Offenses defined by NIBRS. The arrest data includes information about the person arrested and the circumstances. Individual arrest data as recorded by NIBRS may not directly correlate with the clearance of specific offenses.

2024 ARRESTS

▼9.5%

COMPARED TO  
the previous year

The following table reflects the number of persons, separated by adults and juveniles, who were arrested for offenses committed this year compared to the previous year. In 2024, arrests for Crimes against Persons accounted for approx. 46.9% of all arrests for Group A Offenses. Additional arrests are often made during the year for offenses that were reported to have occurred in previous years as investigations progress, when offenses are reported in later years beyond when they occurred, or for incidents outside of Prince William County. In 2024, officers made an additional 364 arrests related to these types of situations.

ARREST BREAKDOWN	2023		2024	
Adult Arrests	9,129	8.1%	8,211	8.6%
Juvenile Arrests	807	91.8%	777	91.3%
<b>TOTAL</b>	<b>9,940</b>		<b>8,994</b>	

## ARRESTS: SELECT GROUP A OFFENSES

PART I CRIMES (UCR)	2023	2024
Murder/Non-Neg. Manslaughter	25	23
Forcible Rape	17	12
Aggravated Assault	423	375
Robbery	134	49
Burglary/Breaking & Entering	67	73
All Larceny Offenses <sup>8</sup>	1,115	1,098
Motor Vehicle Theft	79	94
<b>TOTAL</b>	<b>1,860</b>	<b>1,724</b>

## ARRESTS

**492**

Violent Crime Arrests

**78.6%**

County Resident Arrestee

**1,520**

Domestic Arrests

### ARRESTS: GROUP A OFFENSE CATEGORIES COMPARISON

#### PERSONS CRIME

**2,471**

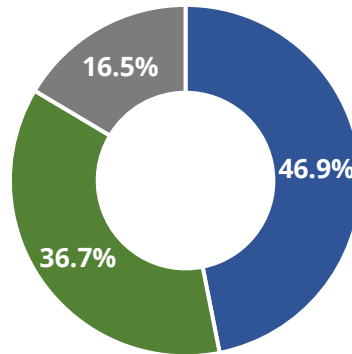
#### PROPERTY CRIME

**1,932**

#### SOCIETY CRIME

**867**

- CRIMES AGAINST PERSONS
- CRIMES AGAINST PROPERTY
- CRIMES AGAINST SOCIETY

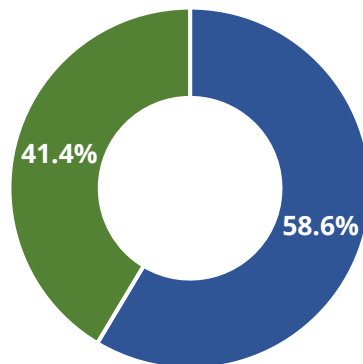


Arrests for Crimes against Persons made up approx. 46.9% of arrests for Group A Offenses, while these crimes only accounted for 30.4% of total reported Group A Offenses in 2024.

*The above arrests comparison correlates to the date of incident, not date of arrest.*

### ARRESTS: GROUP A VS GROUP B<sup>1</sup> COMPARISON

Group B data is only captured by arrest whereas Group A data is collected on each incident and arrest.



- GROUP A ARRESTS
- GROUP B ARRESTS

#### GROUP A ARRESTS

**5,270**

#### GROUP B ARRESTS

**3,724**

*The above arrests comparison correlates to the date of incident, not date of arrest.*

## ARMED\* ARRESTEES

**2.8%**

\*Firearm or other dangerous weapon

For a more detailed breakdown of arrests for individual offenses in each group, visit the [Virginia State Police website](#).



# CRASHES

CRASH BREAKDOWN	2023 (PWC)	2024 (PWC)	2024 PWC CRASH RATE
Total Reportable Crashes	4,937	4,864	9.8
Total Reportable Injuries	2,058	2,177	
Total Fatal Crashes	22	26	

Crash Rate decreased in 2024 from 10.0 the previous year. The rate is based on total reportable crashes per 1,000 residents.

## REPORTABLE CRASHES

TOTAL REPORTABLE CRASHES fell 1.5% in 2024 compared to the previous year. In reviewing frequency of crashes, data showed the highest number of crashes occurred in the last quarter of the year, with the most reported in October at 473. During the average week, Friday was the peak day with 767 crashes. On a given day, crashes occurred more frequently between 2 p.m. and 6 p.m., with the 5 p.m. hour seeing the highest at 395. Most crashes were found to be rear-end or angled collisions, approx. 69.2% of all crashes.

TOTAL CRASHES

▼1.5%

COMPARED TO  
the previous year

## FATAL CRASHES

TOTAL FATAL CRASHES rose 18.2%, from 22 victims to 26, compared to the previous year. Of note, the primary cause in seven of the crashes was excessive speed while five were the result of a pedestrian being at fault. More fatal crashes occurred in April and October than any other month, resulting in five deaths each, while Sunday was the peak day of the week at six. Fatal crashes occurred more in the evening, particularly during the 6 p.m. hour, which totaled five. Failing to yield the right-of-way and driver impairment were factors in three and two crashes respectively.

FATALITIES

▲18.2%

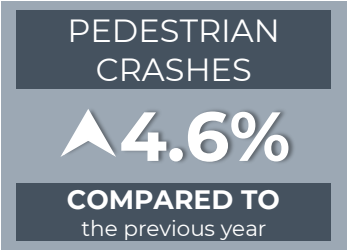
COMPARED TO  
the previous year

## COMMERCIAL MOTOR VEHICLE (CMV) SAFETY INSPECTIONS

#Total CMV Inspections	#Total Inspection Hours	#Trucks Out of Service	#Total Hazmat Inspections
557	441	191	64

PEDESTRIAN CRASHES (PWC)

TOTAL PEDESTRIAN-RELATED CRASHES rose 4.6% in 2024 compared to the previous year. In reviewing frequency of crashes, data showed the highest number of crashes occurred in the last quarter of the year at 31.9%, with most reported in October at 13. During the average week, Tuesday was the peak day with 20 crashes. On a given day, crashes occurred more frequently between 5 p.m. - 8 p.m., accounting for 37 or about 40.7%. Fatal pedestrian-related crashes increased by 50.0% in 2024, from six to nine, compared to the previous year.



ROADWAY INCIDENT MANAGEMENT PROGRAM

The ROADWAY INCIDENT MANAGEMENT PROGRAM (RIMP) identifies intersections in the County at high-risk of vehicle crashes. To determine safety impacts, the number of citations issued, amount of enforcement hours, and total crashes at these locations are compared to the previous year.

CENTRAL DISTRICT	EASTERN DISTRICT	WESTERN DISTRICT
Dale & Gideon	Cardinal/Neabsco & RT 1	Ashton & Sudley Manor
Dale & Minnieville	Dale & Neabsco Mills/Potomac Center	Heathcote & Lee
Minnieville & Parkway	Dawson Beach/Occoquan & RT 1	Lee & Sudley
Occoquan & Old Bridge	Dumfries/Old Stage Coach & RT 1	Parkway & Sudley Manor
Parkway & Smoketown	Fuller/Joplin & RT 1	Parkway & University
Parkway & Telegraph	RT 1 & Parkway	Sudley Manor & Sudley



Citations Issued                      Hours of Enforcement                      Impact on Crashes\*

*\*Impact on crashes based on total number of crashes at all listed RIMP locations in 2024 compared to the previous year.*

# ENFORCEMENT

ENFORCEMENT BY CITATIONS	2023	2024
Total Traffic Citations	27,129	34,793
Total Parking Citations	12,001	14,430

Traffic citations increased 28.3% in 2024 compared to the previous year, while parking citations increased 4.6%

TOP 5 MOVING VIOLATIONS	CITATIONS ISSUED	ARRESTS FOR IMPAIRED DRIVING  <b>949</b>
1. Speeding	7,757	
2. Disregard Traffic Light	2,107	
3. Reckless Driving	1,849	
4. Stop Sign Violation	1,827	
5. Cell Phone Violation	1,426	

Impaired driving arrests decreased 7.9% in 2024 compared to the previous year.

## AUTOMATED TRAFFIC ENFORCEMENT

The County's Automated Traffic Enforcement Program, overseen by the Department of Transportation, began in 2024 at certain identified schools in the County. The program is expected to expand in the future. For more information about this program, visit the [County website](#).

SCHOOL LOCATION	IN SERVICE DATE	# OF VIOLATIONS
Battlefield HS	March 2024	2,105
Stuart M. Beville MS	January <b>2025</b>	N/A
Fannie W. Fitzgerald ES	October 2024	1,470
Patriot HS/T. Clay Wood ES	November 2024	1,054
Rippon MS	February <b>2025</b>	N/A
Woodbridge HS	April 2024	9,422

## COMMUNITY POLICING ACT

The **Community Policing Act**, which began July 1, 2020, requires law enforcement agencies to collect certain demographic data and other information related to vehicle stops and encounters by police.

For a detailed breakdown of the Community Policing Act data for Prince William County, visit the [Virginia State Police website](#).



# END NOTES

## GENERAL REPORT NOTES

1. **Crime in Virginia**, The Department of State Police.
2. Criteria for distinguishing between Group A and B Offenses can be found on the **Federal Bureau of Investigation (FBI) website**.
3. “Cyberspace” is a distinction noted for offenses that occurred on the internet. Reporting guidelines require offenses that occurred on the internet to be reported with the location of cyberspace in the respective jurisdiction the victim resides.
4. “Arson” is investigated by the Department of Fire and Rescue, Fire Marshal’s Office. For more information about these crimes, **please contact their agency**.
5. Data pertaining to offenses in the Crime Report reflects the date of the offense, as opposed to the reported date. This distinction gives a more accurate depiction of crimes that occurred in the County for the respective year represented. Rapes, for example, are known to be reported beyond the offense date.

## NIBRS REFERENCE GROUP DEFINITIONS

Additional NIBRS definitions can be found on the **Federal Bureau of Investigation (FBI) website**.

6. “Other Sex Offenses” includes forcible sodomy, sexual assault with an object, forcible fondling, incest, and statutory rape.
7. “All Fraud Offenses” includes false presentences/swindle/confidence game, credit card/automatic teller fraud, impersonation, welfare fraud, and wire fraud.
8. “All Larceny Offenses” includes pocket-picking, purse-snatching, shoplifting, theft from a building, theft from coin operated machine or device, theft from motor vehicle, theft of motor vehicle parts/accessories, and all other larceny.
9. “All Gambling Offenses” includes betting/wagering, operating/promoting/assisting gambling, gambling equipment violations, and sports tampering.
10. “All Prostitution Offenses” includes prostitution, assisting or promoting prostitution, and purchasing prostitution.
11. “Group B Offenses” includes curfew/loitering/vagrancy violations, disorderly conduct, driving under the influence, nonviolent family offenses, liquor law violations, trespassing, bad checks, drunkenness, peeping tom, and all other offenses.

## DISCLAIMER

The data captured in this section of the Annual Report is valid as of **March 2024**. Crime statistics and figures are known to change depending on the outcome of criminal investigations. The data detailed in this report represent a snapshot in time and was gathered in compliance with **National Incident-Based Reporting System** definitions and guidelines. As such, the number and categorization of offenses may differ when comparing the data over time. Crime data is collected by the Virginia State Police on a continual basis and updated accordingly.


# STANDARDS & CONDUCT

## EXECUTIVE STATEMENT

The data captured in this section of the Annual Report is valid for calendar year **2024**. It is the policy of the **Prince William County Police Department** to accept and investigate any complaint or allegation of misconduct against a department member.

The Police Department also reports and investigates all physical responses made by a department member and records any injuries while an individual is in police custody. These injuries include those sustained during a police action or response to resistance, and any pre-existing injuries prior to police contact, self-inflicted injuries, and accidental injuries.

To recognize a police department member, or provide feedback on our performance or your encounters, please visit our [website](#).



# CONTENTS

EXECUTIVE STATEMENT .....	64
PERFORMANCE .....	66
COMPLAINT ANALYSIS .....	67
DEFINITIONS OF FINDINGS .....	67
MEMBER DISCIPLINE .....	68
TOP COMPLAINT ALLEGATIONS .....	68
BASED & EXCESSIVE FORCE COMPLAINTS .....	68
RESPONSE TO RESISTANCE .....	69
ARREST & IN-CUSTODY INJURIES .....	70
DEADLY FORCE SYNOPSIS .....	71
EARLY INTERVENTION .....	72
VEHICLE PURSUIT ANALYSIS .....	73
GRIEVANCES ANALYSIS .....	73
LAWSUIT ANALYSIS .....	73



# PERFORMANCE

COMMUNITY CONTACTS	2024
Total Calls for Service (CFS)	211,925
Criminal Arrests*	8,825
Traffic Summonses Issued	34,793
Parking Citations Issued	14,430
Reportable Motor Vehicle Crashes	4,864

\*Criminal arrests total based on calendar year.

COMPLAINTS	2024
Total Complaints	71
Community Complaints	50.7%
Internal Complaints	49.3%
Sustained Complaints	33
Bias/Racial Profiling Complaints	3
Excessive Force Complaints	0
Complaint Ratio <sup>^</sup>	0.17

<sup>^</sup>Complaint ratio determined by number of community complaints compared per 1,000 calls for service.

RESPONSE TO RESISTANCE	2024
RTR Used (of arrests)	5.5%
RTR Investigations (all encounters)	653
Confirmed RTR (all encounters)	641
Complaints of Injury	202
Transports to Medical Facility	39
Serious Injury	1
Fatal Injury*	3
Canine Used in Apprehension	37
Canine Uses Resulting in Bite	0

\*The Police Department experienced three separate deadly force incidents in 2024. A brief synopsis of each incident is provided on page 71.

# COMPLAINTS

The Police Department accepts and investigates complaints and allegations of misconduct, including anonymous complaints. In doing so, the Department strives to be fair to both the complainants and the members involved. The Department also seeks to impose disciplinary actions as necessary in a fair and impartial manner.

Total Complaints	Internal	Community
<b>71</b>	<b>35</b>	<b>36</b>

## DEFINITIONS OF FINDINGS

- **SUSTAINED** | There is sufficient evidence to justify a formal finding of wrongdoing under a General Order, departmental directive, County rule or ordinance, or other law typically accompanying formal disciplinary action.
- **UNFOUNDED** | The allegation is false or otherwise not factually supported; or the complaint did not involve police personnel from this Department.
- **INFORMAL FINDING** | The alleged act did occur but did not rise to the level of a formal policy violation such that discipline is needed to correct the behavior. Informal findings are usually accompanied by squad level guidance, counseling, or remedial training, and by definition, cannot result in formal disciplinary actions.
- **EXONERATED** | The alleged act did occur but was lawful and in accordance with Department policy. Exoneration is a finding that the act was justified and lawful.
- **NOT SUSTAINED** | There is insufficient evidence to prove or disprove the allegation.

	Exonerated	Informal Finding	Not Sustained	Sustained	Unfounded
Community	5	5	2	4	20
Internal	0	1	0	29	5
<b>TOTAL</b>	<b>5</b>	<b>6</b>	<b>2</b>	<b>33</b>	<b>25</b>

# DISCIPLINE

## DISCIPLINE IMPOSED

Type of Discipline	%	Type of Discipline	%
Written Reprimand	<b>33.3%</b>	Suspension from Details	<b>1.9%</b>
Suspension	<b>24.1%</b>	Termination	<b>1.9%</b>
Probation	<b>9.3%</b>	Verbal Reprimand	<b>1.9%</b>
Resignation <i>(not in good standing)</i>	<b>7.4%</b>	Other	<b>1.9%</b>
Demotion	<b>5.6%</b>	Transfer	<b>0%</b>
Training	<b>5.6%</b>	Dismissal*	<b>0%</b>
Loss of Leave	<b>3.7%</b>	Pending	<b>0%</b>
Removal from Programs	<b>3.7%</b>		

\*Dismissal applies to members who were released during their probationary employment period.

## TOP ALLEGATIONS

Internal Complaints	Community Complaints
Fail to Properly Investigate	Conduct Unbecoming
Improper Driving	Not Following Procedures
Not Following Procedures	Unprofessionalism

Complaints may have numerous allegations and involve more than one officer. Unprofessionalism encompasses specific complaints of discourtesy, rudeness, demeanor, and general conduct.

## BIASED/PROFILING & EXCESSIVE FORCE

In 2024, the Police Department had no sustained complaints of bias/racial profiling or excessive force. Allegations of this nature are taken very seriously. **In 2024, there were three complaints of bias; however, following an extensive investigation into all three cases, the allegations were determined to be unfounded.** Over the past five years, there has been NO SUSTAINED COMPLAINTS of either bias/racial profiling or excessive force.

Bias/Racial Profiling Complaints

**3**

Excessive Force Complaints

**0**



# RESISTANCE

The Police Department investigates all instances in which members physically respond to a resistor to effect or maintain a lawful arrest or detention. Accidental, self-inflicted, and pre-existing injuries to prisoners are also investigated. The Department's Response to Resistance Policy can be accessed on our [website](#).

## RESPONSE TO RESISTANCE (RTR) ANALYSIS

**In 2024, NO PHYSICAL ACTION was necessary in 94.5% of all lawful arrests or detentions made by officers.** The Police Department conducted investigations into 653 separate encounters. As a result, physical action was determined to have been used to effect a lawful arrest or detention in 641 of those investigations, while 12 were deemed no physical action was used by definition.

RESPONSE TO RESISTANCE (RTR) is defined as an officer using any physical action, up to and including tools and equipment, to overcome resistance from an individual who is being lawfully detained or arrested. Investigations are also conducted into any action that results in an injury, or mere complaint of injury, during the process of making or assisting with a lawful arrest or detention.

**92%**

Physical

**6.4%**

Oleoresin  
Capsican

**0.9%**

Electronic  
Restraint

**0.5%**

Firearm

**0.2%**

Impact  
Weapon

	Black	Hispanic (any race)	White	Other*
No Tool, Equipment, or Weapon	270	168	139	12
Oleoresin Capsican (Pepper Spray)	18	13	8	2
Electronic Restraint (Taser)	4	0	2	0
Impact Weapon	1	0	0	0
Firearm (Deadly Force)	0	1	2	0
Response to Resistance	45.8%	28.4%	23.6%	2.2%
<b>Total Arrests</b>	<b>38.6%</b>	<b>36.3%</b>	<b>22.8%</b>	<b>2.4%</b>

*\*The "OTHER" race group includes persons of Asian, American Indian or Alaska Native, and Native Hawaiian or Pacific Islander decent. Races noted as unknown or refused are also included as "OTHER".*

# RESISTANCE, *cont.*

RTR investigations are broken down below by call type. 'Community Call for Service (CFS)' includes any incident received from a community member that is not included in one of the other designated call types; such as shoplifting, trespass, disorderly, etc. 'Self-Initiated Activity' includes incidents that occur during an officer's proactive duties such as foot patrols, traffic direction, follow-up activities or other instances where an officer encounters or witnesses an incident.

- COMMUNITY CFS
- SELF-INITIATED ACTIVITY
- PEDESTRIAN/VEHICLE STOP
- PERSONS-IN-CRISIS
- WARRANT SERVICE/PRISONER TRANSPORT
- OTHER



## ARREST/IN-CUSTODY INJURIES

In 2024, the Police Department documented and investigated 779 individuals who reported an injury while in police custody. Most of the reported instances, 577 individuals, or about 74.1%, were determined to have pre-existing injuries sustained prior to police contact, self-inflicted injuries, or injuries as the result of an accident while in police custody, such as an individual who trips or slips while being escorted by an officer.

Of the total reported injuries, 202 individuals, or about 25.9%, reported some type of injury sustained from a police action or use of force incident. In those specific encounters, 41 individuals sought treatment at a medical facility; 31 individuals were treated for a complaint of pain or minor injuries; and 24 were treated for an abrasion or laceration.

# DEADLY FORCE

In 2024, members of the Police Department were involved in three separate fatal incidents where deadly force was used. Below is a brief synopsis of these incidents.

In February 2024, members of the Police Department responded to active violence incident at an apprenticeship training school in Manassas. The suspect who was identified as a student, was in a classroom with other students when he retrieved a knife, fatally stabbing one student and seriously injuring another. Responding officers immediately engaged the suspect as they arrived on the scene. The suspect displayed the knife towards the officers and was fatally shot. This incident was investigated by the regional Critical Incident Response Team (CIRT). The Commonwealth's Attorney's Office reviewed the findings, declining to pursue criminal charges, while the Critical Incident Review Board determined the actions were within policy in a separate administrative review.

In August 2024, members were on scene at a residence in Lake Ridge for several hours attempting to safely secure an armed individual in crisis, threatening self-harm. Over the course of the evening, multiple resources from the Police Department including the Crisis Negotiation Unit and a Community Services clinician attempted to safely end the situation. At one point, the individual pointed a firearm in the direction of unaware officers and was fatally shot by a member of the Special Weapons & Tactics (SWAT) Team. The incident was investigated by CIRT. The Commonwealth's Attorney's Office reviewed the findings, declining to pursue criminal charges. A separate administrative review by the Critical Incident Review Board is pending.

In December 2024, a member who was completing their shift encountered a man in an area between the police Central District Station and a neighboring fire station in Woodbridge. The man was armed with a knife and continued to advance towards the lone officer who made several commands to drop the knife. The man refused and was fatally shot. The incident was investigated by CIRT. The review by the Commonwealth's Attorney's Office, and separate administrative review by the Critical Incident Review Board are both pending.

For more information on these incidents, please contact the Police Department's **Public Information Office**.

# EARLY INTERVENTION

The Office of Professional Standards is responsible for administering the EARLY IDENTIFICATION SYSTEM (EIS), a database that flags members when specified criteria occur. The goal of this system is to reduce potential negative consequences for the member, fellow members, the agency, and our community. EIS is used to identify and assess member performance and intervene where appropriate.

The Police Department categorizes all response to resistance encounters into three levels

- LEVEL ZERO | minor force to move hands for cuffing, someone refusing to exit a vehicle, or force used to prevent self harm.
- LEVEL ONE | physical or chemical force where there was no or minor injury.
- LEVEL TWO | force involving electronic restraint, impact device, canine, or firearms and/or serious injury such as major bleeding, broken bones, or any treatment at a medical facility.

When any member has been involved in two or more sustained or not sustained complaints, or when any sworn member has been involved in three or more Level two use of force incidents, five Level one use of force incidents, or any combination of five use of force incidents in any six-month period, an EIS investigation will be initiated.

- In 2024, there were 16 EIS activations involving 16 separate members. Of the total activations, 13 were the result of physical resistance in the course of a lawful arrest or detention, while the remaining three resulted from complaint investigations.
- In each EIS Alert involving physical resistance in 2024, all underlying RTR incidents were re-examined, and no further action was warranted. No patterns of excessive use of force were found in any of these EIS cases.

In reviewing EIS Alert related to complaints, personal and off-duty difficulties are explored. All members who receive an EIS alert investigation are reminded of the Police Department's Wellness and Resilience services.

For more information on Police Department policies, visit our [website](#).



# ANALYSIS

## VEHICLE PURSUITS ANALYSIS

In 2024, the Police Department engaged in nine pursuits which were thoroughly investigated. Seven pursuits were found to be within the parameters of our current pursuit policy, while two were not. The seven pursuits within policy were initiated due to felony charges. These pursuits ended with seven apprehensions including one use of a tire deflation device on the fleeing vehicle, while the remaining two pursuits eluded police. Five pursuits occurred between 6 p.m. and 6 a.m., while the remaining four occurred between 6 a.m. and 6 p.m. Eight pursuits involved speed in excess of 65 MPH. The Police Department's Pursuit Policy can be found on our [website](#).

## GRIEVANCES ANALYSIS

In 2024, there were no grievances filed against the Police Department. Historically, in the last 20 years, there have been no more than two grievances filed in a single year. We attribute this to the quality of investigations and consistent discipline levied to members. There is also a culture within the Department of recognizing when mistakes are made and taking corrective action when necessary.

All members receiving discipline are provided options on steps to take should they wish to appeal or grieve discipline. Both hard copy pamphlets and online access to information is accessible to all employees.

## LAWSUITS ANALYSIS

In 2024, five lawsuits were filed against members of the Police Department. Two suits are in the early stages of litigation while the remaining three were dismissed.

# OATH OF HONOR

On my honor, I will never betray my integrity, my character, or the public trust.

I will treat all individuals with dignity and respect and ensure that my actions are dedicated to ensuring the safety of my community and the preservation of human life.

I will always have the courage to hold myself and others accountable for our actions.

I will always maintain the highest ethical standards and uphold the values of my community, and the agency I serve.





# APPLY TODAY

- \$10,000 HIRING BONUS
- NO WRITTEN EXAM
- COMPETITIVE PAY
- PERMANENT, NON-ROTATING SCHEDULE
- TAKE HOME VEHICLE PROGRAM
- EXCEPTIONAL DEFINED BENEFITS
- SPECIALIZED UNITS
- SPANISH LANGUAGE STIPEND



*Scan here  
to learn more*



A NATIONALLY ACCREDITED LAW ENFORCEMENT AGENCY



# CONTACT US

## CENTRAL DISTRICT

5036 Davis Ford Road  
Woodbridge, VA 22192

## EASTERN DISTRICT

15948 Donald Curtis Drive  
Woodbridge, VA 22191

## WESTERN DISTRICT

8900 Freedom Center Boulevard  
Manassas, VA 22110

## SOCIAL PLATFORMS

@PWCpolice  
[Stay Connected](#)

## EMAIL

**GENERAL INQUIRIES:**  
[policedept@pwcgov.org](mailto:policedept@pwcgov.org)

**POLICE FOIA REQUESTS:**  
[policefoia@pwcgov.org](mailto:policefoia@pwcgov.org)

## PHONE

**EMERGENCIES:** 9-1-1

**NON-EMERGENCIES:**  
703-792-6500

**PUBLIC INQUIRIES:**  
703-792-5123

OFFICE OF THE CHIEF OF POLICE  
5036 DAVIS FORD ROAD | WOODBRIDGE | VIRGINIA

MORE INFORMATION  
[pwcva.gov/police](http://pwcva.gov/police)

