



CPMT MINUTES

November 20, 2025

Sudley North – Jean McCoy

2:00 – 4:00 pm

CPMT Members:

Phyllis Jennings-Holt, Chair, DSS
Georgia Bachman, CS
Kathryn Johnson, PWCS
Elijah Johnson, Assistant County Executive
Carl Street, Private Provider
Linda Woods, PWHD

Others Present:

Shazia Chughtai, DSS CSA
Felicia Garnett, CS
Shela White, DSS CSA

Open Meeting:

Phyllis Jennings-Holt, Chair, opened the meeting at 2:03 PM.

Self-Assessment Audit Entrance Call – presented by Annette Larkin

- Annette explained that the purpose of the OCS self-assessment audit review is to validate the self-assessment workbook submitted in spring. The audit covers March 1, 2024, to February 28, 2025. She will review a sample to validate CPMT conclusions. Auditor will be validating the CPMT's reported conclusion of minor noncompliance and internal control weakness.

Minutes from September 18, 2025, were presented. **MOTION** to approve as presented. [EJ motion, GB seconded].

Budget Review – presented by Phyllis Jennings-Holt

- Budget – FY25 YTD, reviewed.
- Expenditures – **MOTION** to approve case action expenditure approvals 09/15/25 - 11/14/2025, CS motion, GB seconded]. Motion carried.

CSA Division Report – presented by Shela White

- Quarterly CQI Report**- Data presented to include expenditure and demographic data through 10/20/2025. CQI report attached.
- FAPT member Social Media Training *Reminder*** - OCS will host a virtual CPMT training academy beginning in January 2026. It is not mandatory to participate in every session; Members may join the sessions they are able to attend. The social media training is not required for CPMT members.

CLOSURE

Phyllis Jennings-Holt closed the meeting at 2:30 pm. Next meeting is on January 15, 2026.

APPROVED:


Clerk to Board

CSA PROGRAM SUMMARY

(as of October 31, 2025)

		FY26 Budget	YTD Actuals	Balance	Proj. FY26 Revenue	Variance to Budget
State (includes Medicaid Holdback)		\$ 18,090,277	\$ 4,958,936	\$ 13,131,341	\$ 19,770,918	\$ (1,680,641)
Federal Reimbursement - CSA Admin		\$ 460,000	\$ 201,754	\$ 258,246	\$ 450,000	\$ 10,000
PWC - Public Schools		\$ 330,471	\$ 330,471	\$ -	\$ 330,471	\$ -
Revenue Total		\$ 18,880,748	\$ 5,491,161	\$ 13,389,587	\$ 20,551,389	\$ (1,670,641)

CSA Program	CSA Category	FY26 Budget	YTD Actuals	Balance	Proj. FY26 Expenditures	
Admin	Admin	\$ 918,429	\$ 338,800	\$ 579,629	\$ 915,000	\$ 3,429
Admin Total		\$ 918,429	\$ 338,800	\$ 579,629	\$ 915,000	\$ 3,429
COMMUNITY BASED	2F - FC Prevention Non-Residential	\$ 1,090,029	\$ 672,408	\$ 417,621	\$ 2,750,000	\$ (1,659,971)
	2F1 - FC Prevention Non-Residential	\$ 117,326	\$ 22,893	\$ 94,433	\$ 117,326	\$ -
	2G - Special Education - Private Day	\$ 22,859,706	\$ 4,365,526	\$ 18,494,180	\$ 21,000,000	\$ 1,859,706
	2h - Wraparound Services - SPED	\$ -	\$ -	\$ -	\$ -	\$ -
	3 - Non-Mandated CB Service	\$ 670,611	\$ 91,418	\$ 579,193	\$ 670,611	\$ -
COMMUNITY BASED Total		\$ 24,737,671	\$ 5,152,244	\$ 19,585,427	\$ 24,537,937	\$ 199,735
FOSTER CARE	2a - Therapeutic FC IV-E	\$ 95,217	\$ 65,638	\$ 29,579	\$ 85,000	\$ 10,217
	2a1 - Therapeutic FC	\$ 286,790	\$ 119,070	\$ 167,720	\$ 525,000	\$ (238,210)
	2c - FC IV-E	\$ 199,356	\$ -	\$ 199,356	\$ -	\$ 199,356
	2e - Family FC	\$ 482,799	\$ 118,261	\$ 364,538	\$ 550,000	\$ (67,201)
	2e1 - State Kinship	\$ -	\$ 945	\$ -	\$ 8,000	\$ (8,000)
FOSTER CARE Total		\$ 1,064,162	\$ 303,914	\$ 761,193	\$ 1,168,000	\$ (95,838)
RESIDENTIAL	1a - FC & TFC IV-E	\$ 64,287	\$ 45,406	\$ 18,881	\$ 200,000	\$ (135,713)
	1b - FC & TFC Non-IV-E	\$ 666,401	\$ 447,939	\$ 218,461	\$ 1,800,000	\$ (1,133,599)
	1c - FC Prevention Residential	\$ 528,254	\$ 338,038	\$ 190,216	\$ 900,000	\$ (371,746)
	1d - Non-Mandated Res Service	\$ -	\$ -	\$ -	\$ -	\$ -
	1e - Special Education	\$ 882,248	\$ 481,374	\$ 400,874	\$ 1,750,000	\$ (867,752)
	2i - Crisis Stabilization	\$ -	\$ -	\$ -	\$ -	\$ -
RESIDENTIAL Total		\$ 2,141,190	\$ 1,312,757	\$ 828,433	\$ 4,650,000	\$ (2,508,810)
Expenditure Total		\$ 28,861,452	\$ 7,107,715	\$ 21,754,682	\$ 31,270,937	\$ (2,401,485)
General Fund Tax Support		\$ 9,980,704			\$ 10,719,547	\$ (738,844)

CPMT Approval Table

Agency: CS

FAPT	Date	Case Manager	Client's Initials	Type Svcs*	Eligibility	Ser. Dates (start - end)	CM Request	FAPT Recommended	CPMT Approved	Comments
9/16/2025	Alakhras	ST	CB	FCP	10/01/25-03/31/26	\$7,800.00	\$7,800.00	\$7,800.00		
9/17/2025	Sumner	AJ	CB	FCP	10/01/25-03/31/26	\$7,800.00	\$7,800.00	\$7,800.00		
9/17/2025	Black	IS	RTC	M	09/17/25-12/31/25	\$76,936.91	\$76,936.91	\$76,936.91		
9/24/2025	Spence	JJ	RTC	M	10/01/25-12/31/25	\$55,324.00	\$55,324.00	\$55,324.00		
9/24/2025	Hall	NBS	CB	FCP	09/26/25-03/31/26	\$31,212.00	\$31,212.00	\$31,212.00		
9/24/2025	Smith	IF	RTC	M	10/01/25-12/31/25	\$63,426.56	\$63,426.56	\$63,426.56		
9/24/2025	Spence	MR	CB	FCP	09/26/25-03/31/26	\$17,873.00	\$17,873.00	\$17,873.00		
9/24/2025	Hall	GAP	RTC	M	10/01/25-12/31/25	\$74,901.04	\$74,901.04	\$74,901.04		
10/1/2025	Spence	ZD	CB	FCP	11/01/25-04/30/25	\$11,040.00	\$11,040.00	\$11,040.00		
10/1/2025	Alakhras	BG	RTC	M	11/01/25-01/31/26	\$73,997.82	\$73,997.82	\$73,997.82		
10/7/2025	Black	AP	CB	FCP	11/01/25-04/30/26	\$10,125.00	\$10,125.00	\$10,125.00		
10/7/2025	Nguyen	FR	CB	NM	11/01/25-04/30/26	\$3,250.00	\$3,250.00	\$3,250.00		
10/7/2025	Sumner	EMV	RTC	M	11/01/25-01/31/26	\$74,148.04	\$74,148.04	\$74,148.04		
10/7/2025	Alakhras	JRP	RTC	M	11/01/25-01/31/26	\$68,548.60	\$68,548.60	\$68,548.60		
10/8/2025	Sumner	RP	CB	FCP	11/01/25-04/30/26	\$15,080.00	\$15,080.00	\$15,080.00		
10/8/2025	Sumner	HB	RTC	M	11/01/25-01/31/26	\$72,146.97	\$72,146.97	\$72,146.97		
10/10/2025	Witherspoon	CJ	CB	FCP	10/15/25-04/30/26	\$8,940.00	\$8,940.00	\$8,940.00		
10/21/2025	Nguyen	IB	RTC	M	11/01/25-01/31/26	\$90,698.60	\$90,698.60	\$90,698.60		
10/21/2025	Otchere	DV	CB	FCP	10/22/25-04/30/26	\$8,250.00	\$8,250.00	\$8,250.00		
10/22/2025	Alakhras	NC	CB	FCP	10/24/25-04/30/26	\$7,200.00	\$7,200.00	\$7,200.00		
10/22/2025	Alakhras	TB	CB	FCP	10/24/25-01/10/26	\$1,650.00	\$1,650.00	\$1,650.00		
10/24/2025	Smith	SG	RTC	M	10/27/25-01/11/26	\$31,682.00	\$31,682.00	\$31,682.00		
10/24/2025	Spence	RJ	CB	FCP	10/27/25-04/30/26	\$15,620.00	\$15,620.00	\$15,620.00		
10/28/2025	Walker	EC	CB	FCP	11/01/25-04/30/26	\$9,000.00	\$9,000.00	\$9,000.00		
10/29/2025	Black	KO	RTC	M	10/29/25-01/31/26	\$70,432.97	\$70,432.97	\$70,432.97		
10/29/2025	Black	HC	CB	FCP	10/31/25-01/31/26	\$144,336.00	\$144,336.00	\$144,336.00		
10/29/2025	Folly	JB	CB	FCP	10/31/25-04/30/26	\$18,936.00	\$18,936.00	\$18,936.00		
11/4/2025	Sumner	RRS	CB	FCP	12/01/25-05/31/26	\$22,820.00	\$22,820.00	\$22,820.00		
11/4/2025	Alakhras	AH	RTC	M	11/06/25-01/31/26	\$65,265.00	\$65,265.00	\$65,265.00		
11/4/2025	Black	JYP	RTC	M	11/06/25-12/31/26	\$28,028.46	\$28,028.46	\$28,028.46		
11/5/2025	Folly	BG	CB	FCP	11/7/25-04/30/26	\$16,658.00	\$16,658.00	\$16,658.00		
11/5/2025	Folly	RG	CB	FCP	11/7/25-04/30/26	\$16,658.00	\$16,658.00	\$16,658.00		
11/5/2025	Alakhras	IA	CB	FCP	12/01/25-05/31/26	\$21,525.00	\$21,525.00	\$21,525.00		
11/12/2012	Black	JH	RTC	M	12/01/25-02/28/26	\$68,196.60	\$68,196.60	\$68,196.60		
11/12/2025	Smith	SMJ	RTC	M	12/01/25-02/28/26	\$72,388.80	\$72,388.80	\$72,388.80		
11/12/2025	Witherspoon	EAZ	RTC	M	12/01/25-02/28/26	\$66,007.44	\$66,007.44	\$66,007.44		
11/14/2025	Sumner	EAA	CB	FCP	11/17/25-05/31/26	\$9,120.00	\$9,120.00	\$9,120.00		
11/14/2025	Nguyen	KVD	RTC	M	12/01/25-02/28/26	\$83,549.80	\$83,549.80	\$83,549.80		
Total CS							\$1,540,572.61	\$1,540,572.61	\$1,540,572.61	

Agency: CSU

FAPT	Date	Case Manager	Client's Initials	Type Svcs*	Eligibility	Ser. Dates (start - end)	CM Request	FAPT Recommended	CPMT Approved	Comments
9/17/2025	Moore	PC	RTC	M	10/01/25-12/31/25	\$68,858.60	\$68,858.60	\$68,858.60		
9/19/2025	Quinn	MW	RTC	M	10/01/25-12/31/25	\$66,312.78	\$66,312.78	\$66,312.78		
9/19/2025	Archibald	RH	RTC	M	10/01/25-12/31/25	\$67,959.68	\$67,959.68	\$67,959.68		
10/8/2025	Ruiz	AY	CB	FCP	10/8/25-03/31/26	\$3,380.00	\$3,380.00	\$3,380.00		
10/10/2025	Rodriguez	VDV	CB	FCP	10/22/25-04/30/26	\$18,980.00	\$18,980.00	\$18,980.00		
10/10/2025	Moore	KV	CB	FCP	10/13/25-03/31/26	\$20,904.00	\$20,904.00	\$20,904.00		
10/21/2025	Burrell	MB	RTC	M	11/01/25-11/30/25	\$20,005.60	\$20,005.60	\$20,005.60		
10/22/2025	Moore	JG	RTC	M	11/01/25-01/31/26	\$71,165.04	\$71,165.04	\$71,165.04		
10/31/2025	James	SB	CB	FCP	11/24/25-05/31/26	\$9,900.00	\$9,900.00	\$9,900.00		
11/14/2025	Burrell	MB	RTC	M	12/01/25-02/28/26	\$60,672.60	\$60,672.60	\$60,672.60		
Total CSU							\$408,138.30	\$408,138.30	\$408,138.30	

CPMT Approval Table

Agency: DSS

FAPT	Date	Case Manager	Client's Initials	Type Svcs*	Eligibility	Ser. Dates (start - end)	CM Request	FAPT Recommended	CPMT Approved	Comments
9/16/2025	Bell		SG	CB	M	10/01/25-03/31/26	\$25,000.00	\$25,000.00	\$25,000.00	
9/16/2025	Conley		MAV	RTC	M	10/01/25-12/31/25	\$61,417.70	\$61,714.70	\$61,714.70	
9/16/2025	Conley		MT	RTC	M	10/01/25-11/29/25	\$29,670.00	\$29,670.00	\$29,670.00	
9/16/2025	Combs		ERG	RTC	M	10/01/25-12/31/25	\$70,559.04	\$70,559.04	\$70,559.04	
9/17/2025	Holmes		JM	CB	M	09/17/25-10/25/25	\$1,050.00	\$1,050.00	\$1,050.00	
9/17/2025	Wooten		CS	RTC	M	09/17/25-12/31/25	\$77,767.13	\$77,767.13	\$77,767.13	
9/17/2025	McMullen		RG	CB	M	09/01/25-06/30/26	\$8,610.00	\$8,610.00	\$8,610.00	
9/19/2025	Holmes		JH	TFC	M	10/01/25-12/31/25	\$11,596.93	\$11,596.93	\$11,596.93	
9/23/2025	Wafford		JC	CB	M	09/25/25-02/28/26	\$4,380.00	\$4,380.00	\$4,380.00	
9/24/2025	Fernandez		JC	CB	FCP	09/30/25-03/31/26	\$4,000.00	\$4,000.00	\$4,000.00	
9/24/2025	McMullen		RG	CB	M	10/01/25-06/30/26	\$8,064.00	\$8,064.00	\$8,064.00	
9/26/2025	Combs		JW	CB	M	10/01/25-03/31/26	\$3,380.00	\$3,380.00	\$3,380.00	
9/26/2025	Combs		AC	RTC	M	09/30/25-12/31/25	\$48,778.50	\$48,778.50	\$48,778.50	
9/26/2025	Mahoney		MH	RTC	M	10/01/25-12/31/25	\$61,764.00	\$61,764.00	\$61,764.00	
9/30/2025	Ghane		SM	CB	FCP	10/01/25-03/31/26	\$5,500.00	\$5,500.00	\$5,500.00	
10/1/2025	Miller		WJ	TFC	M	09/30/25-12/31/25	\$18,510.96	\$18,510.96	\$18,510.96	
10/8/2025	Bell		AQC	CB	M	11/01/25-04/30/26	\$15,080.00	\$15,080.00	\$15,080.00	
10/8/2025	Mahoney		EG	RTC	M	11/01/25-01/31/26	\$68,904.04	\$68,904.04	\$68,904.04	
10/10/2025	Wooten		AB	CB	M	10/15/25-04/30/26	\$11,580.80	\$11,560.80	\$11,560.80	
10/10/2025	Grant		AH	CB	FCP	10/10/25-04/30/26	\$2,000.00	\$2,000.00	\$2,000.00	
10/10/2025	Mahoney		CP	RTC	M	11/01/25-01/31/26	\$54,774.00	\$54,774.00	\$54,774.00	
10/14/2025	Wafford-Graves		AK	Daycare	M	8/27/25-9/19/25	\$522.00	\$522.00	\$522.00	
10/14/2025	Wafford-Graves		BK	Daycare	M	8/27/25-9/19/25	\$497.00	\$497.00	\$497.00	
10/20/2025	Holmes		JH	TFC	M	09/01/25-09/30/25	\$3,665.00	\$3,665.00	\$3,665.00	Revision Request
10/21/2025	Aleman-Gonzalez		SP	CB	FCP	10/23/25-04/30/26	\$7,800.00	\$7,800.00	\$7,800.00	
10/21/2025	Combs		AC	CB	M	11/01/25-04/30/26	\$3,380.00	\$3,380.00	\$3,380.00	
10/22/2025	Combs		CL	RTC	M	11/01/25-01/31/26	\$72,065.07	\$72,065.07	\$72,065.07	
10/22/2025	Holmes		NM	TFC	M	11/01/25-04/30/26	\$33,483.86	\$33,483.86	\$33,483.86	
10/22/2025	Holmes		SM	TFC	M	11/01/25-04/30/26	\$33,483.86	\$33,483.86	\$33,483.86	
10/22/2025	Combs		LC	RTC	M	11/01/25-12/05/25	\$26,521.25	\$26,521.25	\$26,521.25	
10/22/2025	Hernandez		ILM	CB	M	11/01/25-04/30/26	\$7,800.00	\$7,800.00	\$7,800.00	
10/24/2025	Holmes		JM	CB	M	10/26/25-04/30/26	\$1,050.00	\$1,050.00	\$1,050.00	
10/24/2025	Mahoney		ZM	RTC	M	11/01/25-01/31/26	\$67,959.68	\$67,959.68	\$67,959.68	
10/24/2025	Sizer		AHG	RTC	M	11/01/25-01/31/26	\$75,513.04	\$75,513.04	\$75,513.04	
10/28/2025	Hernandez		DBM	RTC	M	10/28/25-01/31/26	\$69,220.05	\$69,220.05	\$69,220.05	Admin Request
10/28/2025	Annand		IM	CB	M	11/01/25-01/19/26	\$6,028.00	\$6,028.00	\$6,028.00	
10/28/2025	Olsen		JA	RTC	M	11/01/25-01/31/26	\$50,104.00	\$50,104.00	\$50,104.00	
10/28/2025	Ellington		MRG	CB	M	8/21/25-6/30/26	\$9,647.67	\$9,647.67	\$9,647.67	
10/28/2025	Ellington		JRG	CB	M	8/21/25-6/30/26	\$9,647.67	\$9,647.67	\$9,647.67	
10/29/2025	Annand		IW	CB	M	10/31/25-04/30/26	\$2,000.00	\$2,000.00	\$2,000.00	
10/29/2025	Sizer		SH	TFC	M	11/01/25-04/30/26	\$43,939.86	\$43,939.86	\$43,939.86	
10/29/2025	Ellington		JRG	CB	M	10/31/25-04/30/26	\$16,570.00	\$16,570.00	\$16,570.00	
10/29/2025	Manu		GL	CB	FCP	11/01/25-04/30/26	\$22,452.00	\$22,452.00	\$22,452.00	
10/30/2025	Hernandez		DMC	CB	M	12/1/25-6/30/26	\$3,136.00	\$3,136.00	\$3,136.00	
10/31/2025	Miller		TK	CB	M	11/01/25-11/17/25	\$900.00	\$900.00	\$900.00	
10/31/2026	Holmes		AM	IL	M	11/01/25-04/30/26	\$89,874.00	\$89,874.00	\$89,874.00	
11/3/2025	Annand		IW	Daycare	M	11/3/25-6/30/26	\$15,025.00	\$15,025.00	\$15,025.00	
11/4/2025	McMullen		AV	CB	M	10/31/26-6/30/26	\$5,459.68	\$5,459.68	\$5,459.68	
11/4/2025	Miller		KP	RTC	M	12/01/25-02/28/26	\$68,262.80	\$68,262.80	\$68,262.80	
11/4/2025	Mahoney		BL	RTC	M	12/01/25-02/28/26	\$72,423.00	\$72,423.00	\$72,423.00	
11/5/2025	Olsen		DW	CB	M	11/16/25-05/31/26	\$8,550.00	\$8,550.00	\$8,550.00	
11/6/2025	Ellington		JR	CB	M	8/21/25-6/30/26	\$11,552.90	\$11,552.90	\$11,552.90	
11/6/2025	Ellington		JR	CB	M	11/07/2025-12/31/25	\$1,050.00	\$1,050.00	\$1,050.00	Revision Request
11/12/2025	Wafford		AR	RTC	M	12/01/25-02/28/26	\$44,505.00	\$44,505.00	\$44,505.00	
11/12/2025	Mahoney		EG	RTC	M	11/17/25-02/28/26	\$41,600.00	\$41,600.00	\$41,600.00	
11/14/2025	Holmes		BGE	CB	M	12/01/25-05/31/26	\$57,006.00	\$57,006.00	\$57,006.00	
11/14/2025	Conley		KT	CB	M	12/01/25-05/31/26	\$26,941.86	\$26,941.86	\$26,941.86	
11/14/2025	Conley		LHT	CB	M	12/01/25-05/31/26	\$28,009.86	\$28,009.86	\$28,009.86	
11/14/2025	Conley		TT	CB	M	12/01/25-05/31/26	\$35,311.86	\$35,311.86	\$35,311.86	
11/14/2025	Conley		AL	RTC	M	11/17/25-02/28/26	\$76,335.94	\$76,335.94	\$76,335.94	

Agency: PWCS

FAPT	Date	Case Manager	Client's Initials	Type Syscs*	Eligibility	Ser. Dates (start - end)	CM Request	FAPT Recommended	CPMT Approved	Comments
9/17/2025	Naples	GH	CB	NM	09/19/25-03/31/26	\$5,724.00	\$5,724.00	\$5,724.00		
9/19/2025	Raymo	CP	CB	FCP	09/22/25-03/31/26	\$6,720.00	\$6,720.00	\$6,720.00		
9/19/2025	Raymo	ES	CB	FCP	09/26/25-03/31/26	\$37,098.00	\$37,098.00	\$37,098.00		
9/24/2025	Orr	ACO	CB	FCP	10/01/25-10/31/25	\$2,320.00	\$2,320.00	\$2,320.00		
9/24/2025	Orr	LCO	CB	FCP	10/01/25-10/31/25	\$1,670.00	\$1,670.00	\$1,670.00		
9/26/2025	Naples	ES	CB	FCP	09/29/25-12/31/25	\$3,915.00	\$3,915.00	\$3,915.00		

CB=Community Based; RTC=out of Home Placement; CRISIS=Agency Approved 14 Day Crisis; IEP=Private Day School; ILP=Independent Living

CPMT Approval Table

[illegible]

Grand Total	\$4,095,527.20	\$4,095,804.20	\$4,095,804.20
--------------------	-----------------------	-----------------------	-----------------------

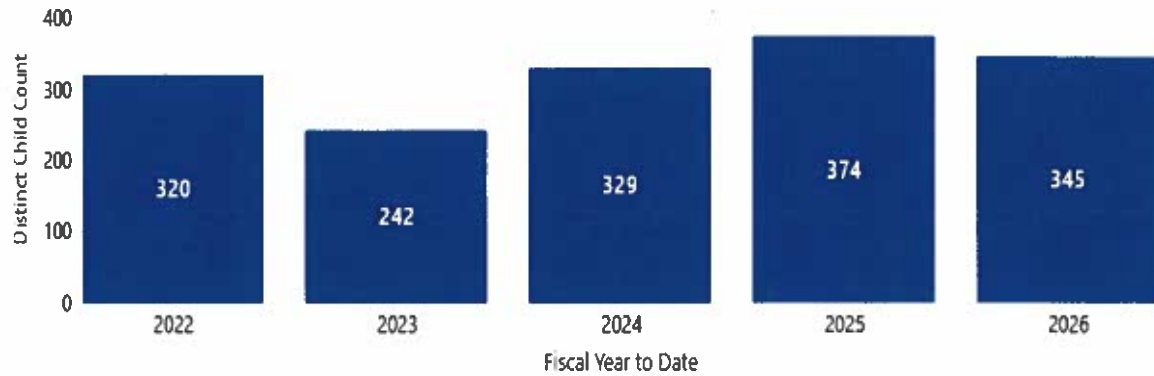
CPMT Chair - Phyllis Jennings-Holt

Signature: Theresa M. [Signature]

Date: 11/20/2025

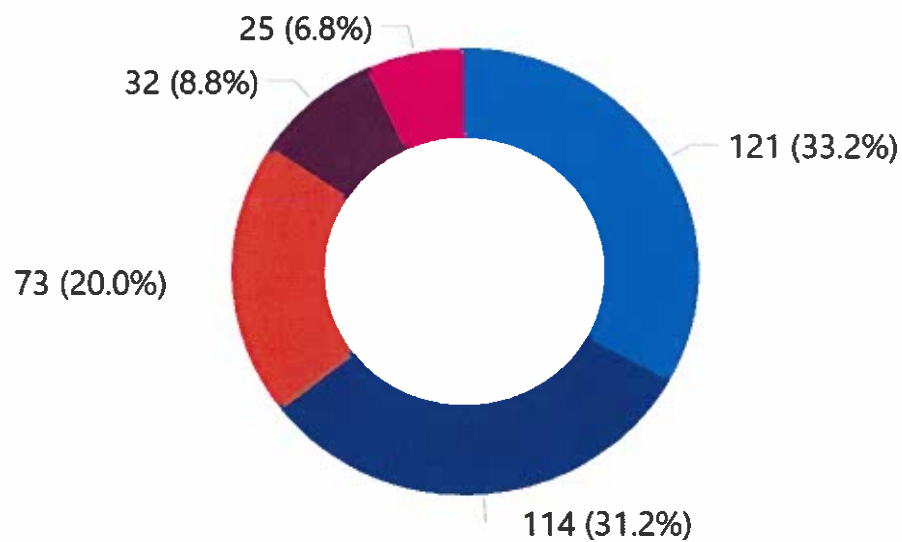
CPMT CQI Data Report

YTD Distinct Child Count Through 10/20

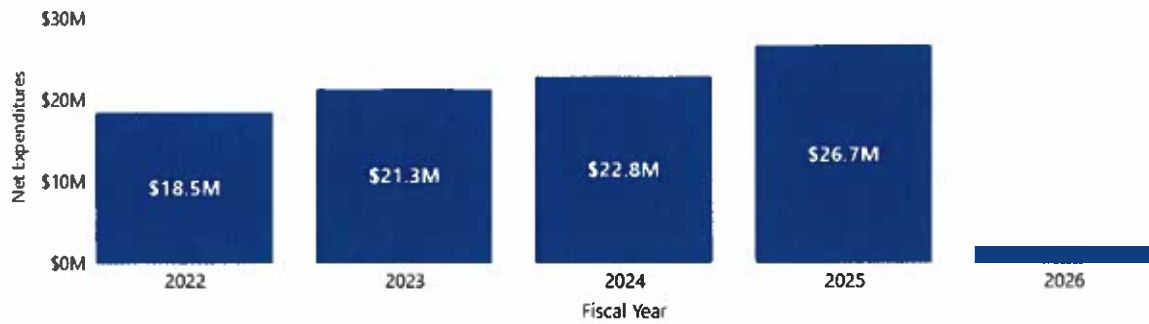


Utilization By Mandate Type

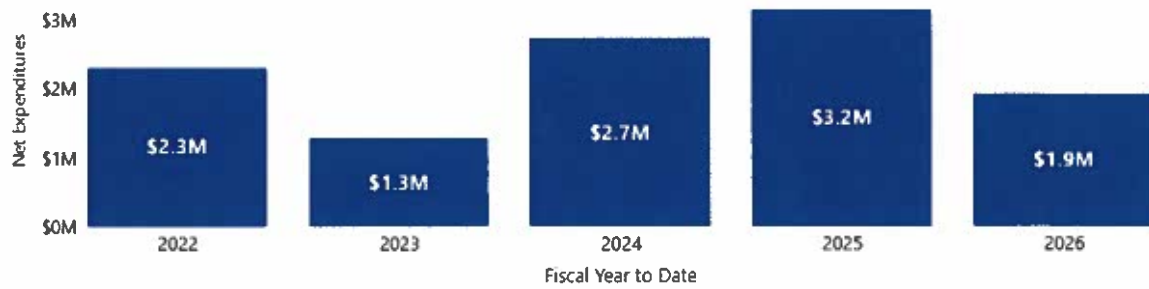
Mandate Group ● CHINS ● Special E... ● Foster C... ● Foster C... ● Non-ma...



Total Net Expenditures



YTD Total Net Expenditures Through 10/20



Fiscal Year ● 2022 ● 2023 ● 2024 ○ 2025 ● 2026

