

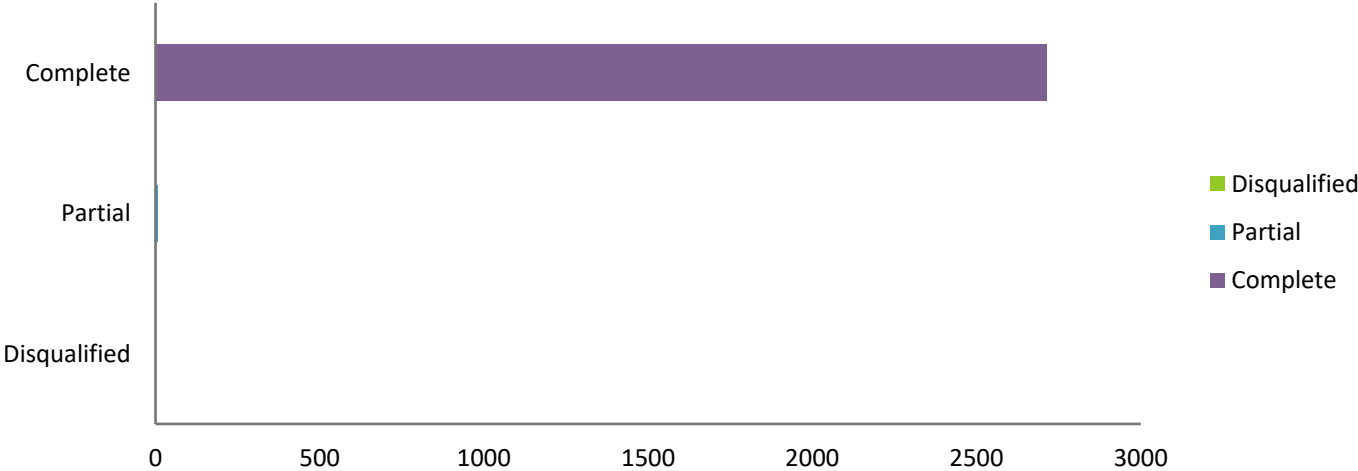
Report for 2021-2024

STRATEGIC PLAN SURVEY





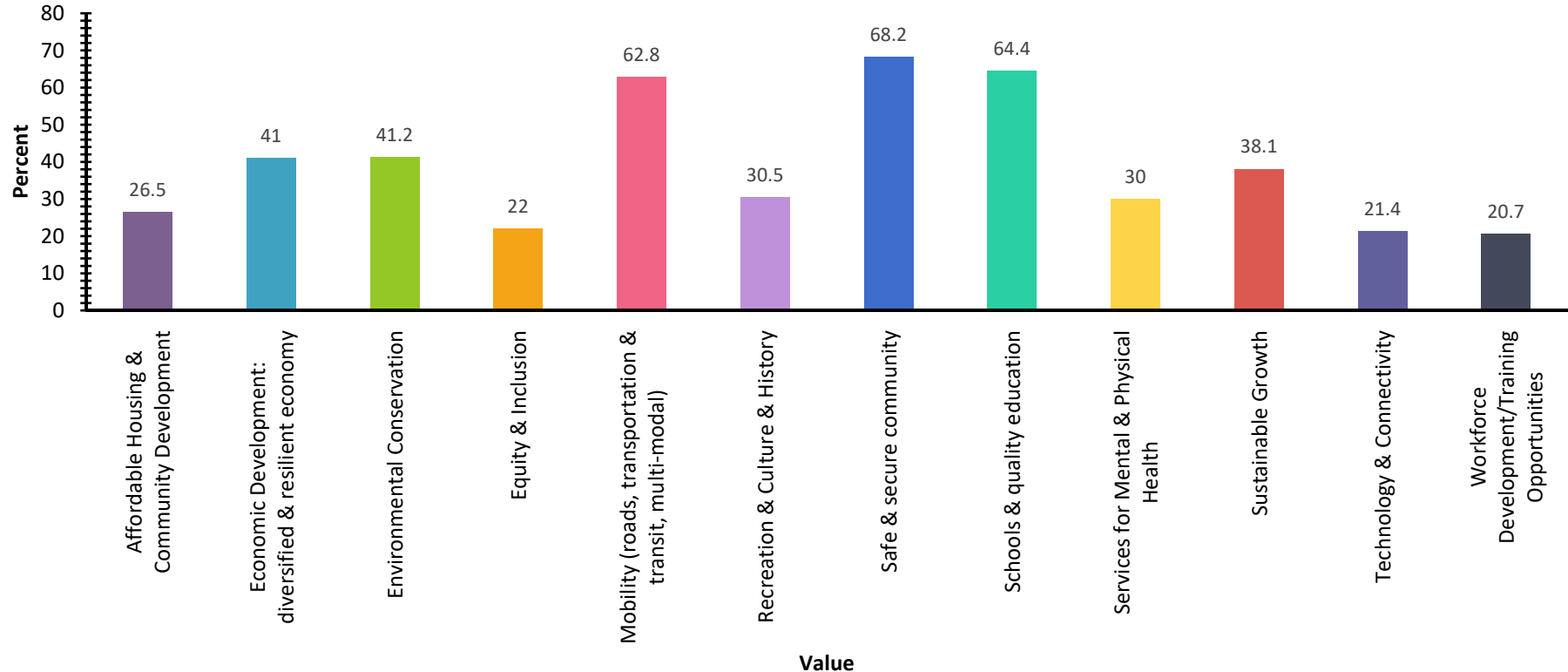
Response Statistics



	Count	Percent
Complete	2,713	99.7
Partial	8	0.3
Disqualified	0	0
Totals	2,721	



1. Please check the top 5 issues that you believe are the most important to you as a resident of Prince William County during the next four years.





1. Please check the top 5 issues that you believe are the most important to you as a resident of Prince William County during the next four years.

Value		Percent	Count
Affordable Housing & Community Development		26.5%	715
Economic Development: diversified & resilient economy		41.0%	1,104
Environmental Conservation		41.2%	1,111
Equity & Inclusion		22.0%	592
Mobility (roads, transportation & transit, multi-modal)		62.8%	1,691
Recreation & Culture & History		30.5%	821



1. Please check the top 5 issues that you believe are the most important to you as a resident of Prince William County during the next four years. (CONTINUED)

Value		Percent	Count
Safe & secure community		68.2%	1,838
Schools & quality education		64.4%	1,734
Services for Mental & Physical Health		30.0%	807
Sustainable Growth		38.1%	1,027
Technology & Connectivity		21.4%	577
Workforce Development/Training Opportunities		20.7%	559



2. Please share any comments, suggestions or issues you would like considered in the development of the next Strategic Plan.

RESPONSES FELL IN THE FOLLOWING CATEGORIES	
<u>Categories</u>	<u># Responses</u>
Affordable Housing & Community Development	77
Economic Development: diversified & resilient economy	66
Environmental Conservation	161
Equity & Inclusion	53
Mobility (roads, transportation, multi-modal)	200
Recreation & Culture & History	31
Safe & Secure Community	111
Schools & Quality Education	62
Services for Mental & Physical Health	26
Sustainable Growth	256
Technology & Connectivity	10
Workforce Development/Training Opportunities	8
Multiple	152
Other	<u>168</u>
TOTAL	1381



2. Please share any comments, suggestions or issues you would like considered in the development of the next Strategic Plan.

ResponseID	Response
152	A focus on homelessness and special populations should fall under affordable housing
156	The County has grown and the public services have not kept pace with the growth. It seems the school system has enough funds if used wisely but the reminder of the county budget is not sufficient to serve all residents from Human Services.
160	I would like to see continued support of law enforcement by our county government. I also support retaining the SRO's in county schools.
163	Please continue to use a thoughtful, educated, and evidenced based approach to addressing social related concerns within the community. & please be transparent and inclusive.
165	less chain restaurants/stores and more mom and pop/small business.
169	More emphasis should be placed on providing a clear path to resources for the mentally ill and disabled.
170	Better funding of schools, allowing public services and transportation options to catch up to already approved development, metro to Woodbridge/potomac mills as a focus for commercial development
171	We need to get back to basics, high priority on health and well-being of residents, affordable housing, local jobs, climate change and of course keeping us all safe during the pandemic.
172	Fully fund schools, which includes teacher steps and raises that were frozen in the past.
173	We need to invest more money into our schools and teachers!
174	Love our beautiful, diverse county... and want us to preserve and nurture it... including the environment and all the people living in it.
177	Better parks and outdoor recreation/exercise for safe social distancing; dog parks; free classes/certificate programs for all residents; uplifting art and cultural enhancements with diversity and inclusion; changing the name of Jefferson Davis Hwy.
180	Diversity and inclusion training for all social services, schools and government organizations. This way we have more community involvement and get different points of views on how to address systematic discrimination and micro aggression from people in a position of authority.

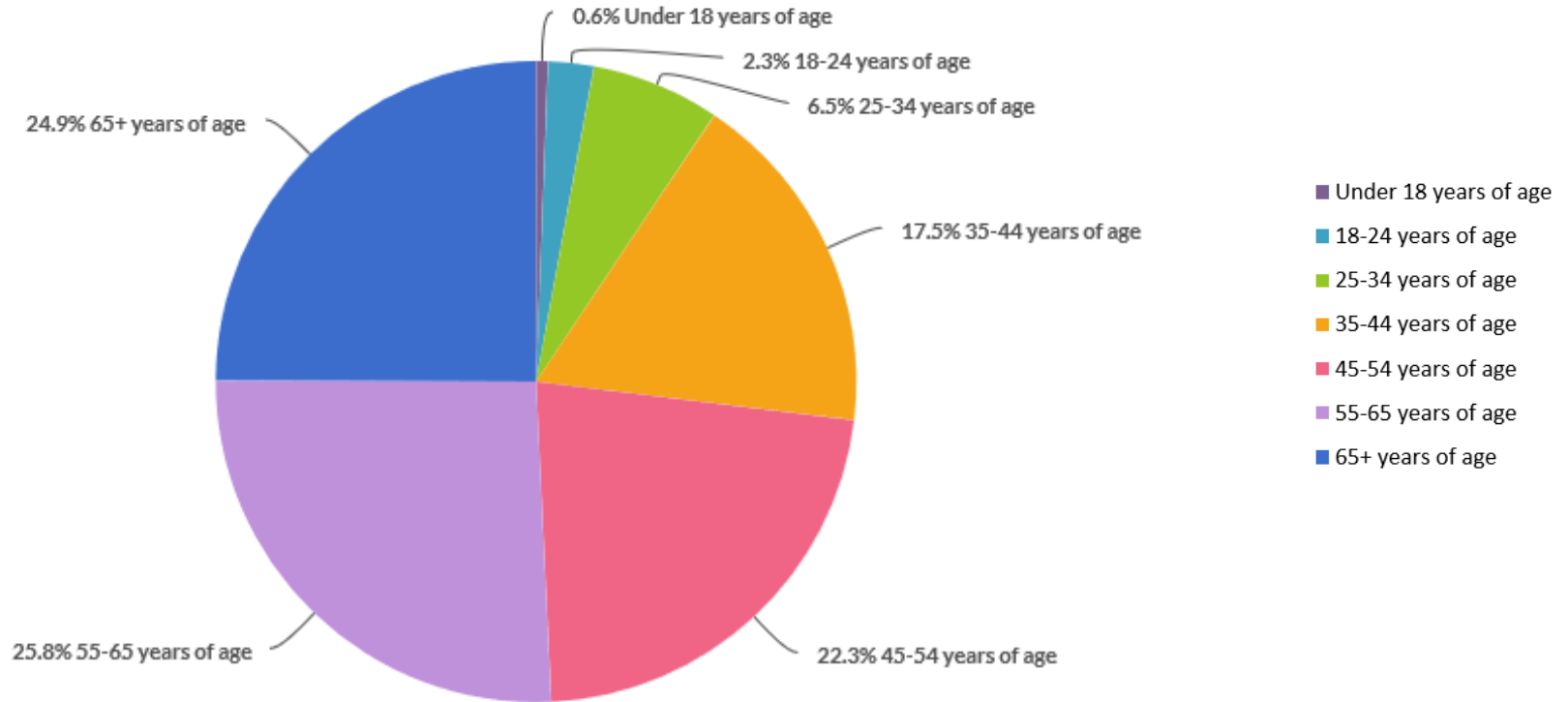


2. Please share any comments, suggestions or issues you would like considered in the development of the next Strategic Plan. (CONTINUED)

ResponseID	Response
181	I hope that Transportation and Technology are discussed as a tightly coupled system. Strategies to take people out of the Transportation system is a much better investment than figuring out how to move more people around.
182	Improved relationships between residents and first responders, Especially the police. Better access to mental health assistance - intervention before problems especially for children. Statistics on arrests for petty crimes and property damage by age, gender, race etc. statistics on bail bonding - number of people in jail due to economic hardships - cost for housing an inmate - length of time in jail before trial by inmates who could not afford bail. Bail bonding statistics broken down by age, gender and race.
184	PR development, to change the Northern Va attitude of PWC being a rural community. Many of the professionals in the community do not live here, resulting in a significant economic drain
185	PR development, to change the Northern Va attitude of PWC being a rural community. Many of the professionals in the community do not live here, resulting in a significant economic drain
186	Infrastructure that supports development. Not developing and then trying to figure out infrastructure.
190	We need to get the Van Buren Road extension ASAP to decrease North/South through traffic on Waterway Dr. (through the Montclair community). With COVID-19 I would love to see more land protected from development...and outdoor recreational opportunities expanded. We also need to increase protection for our LGBTQ community in Prince William.
191	Ease traffic on 95, ease traffic during rush hour on major roads, safety plans (7-11s are robbed on a constant basis in woodbridge), more police presence in high risk areas but better training for deescalating situations, improved safety and education for our students including more opportunities for higher achieving students










3. Please check your age category.



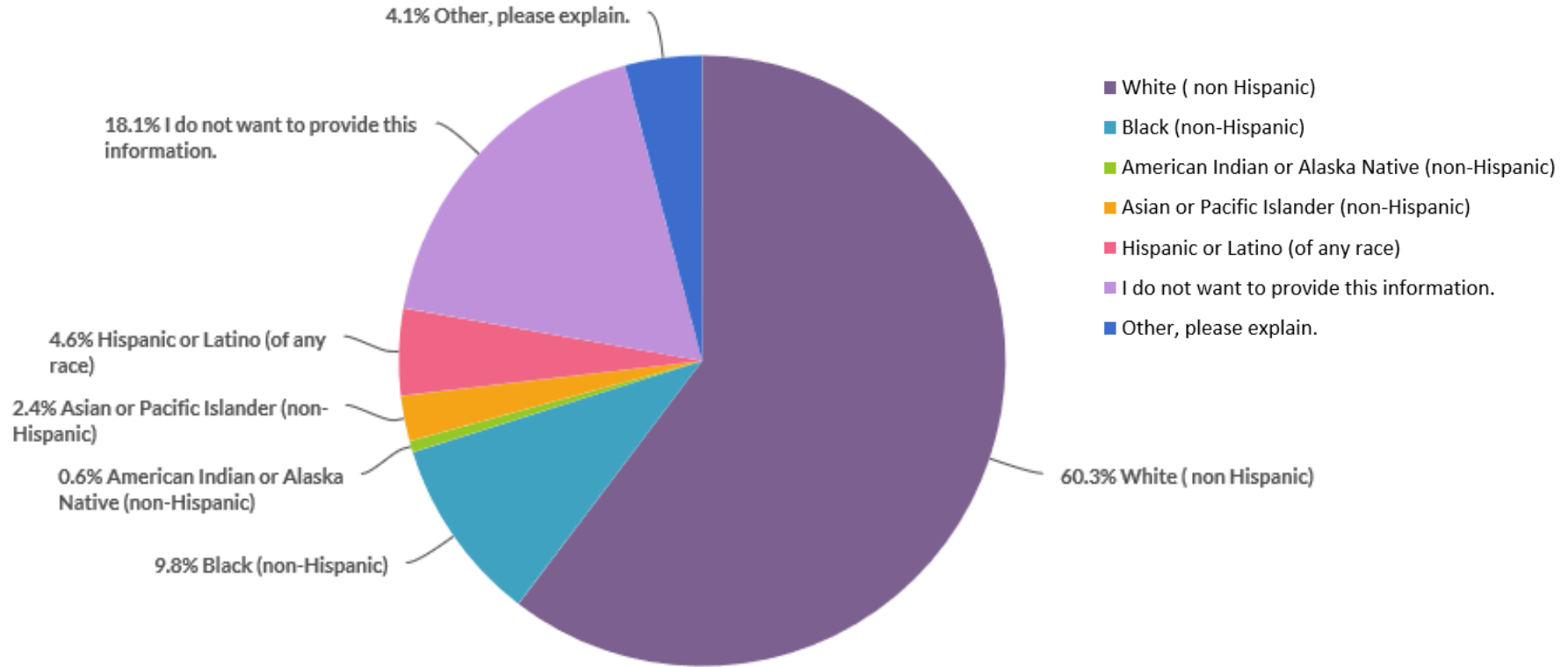


3. Please check your age category.

Value		Percent	Count
Under 18 years of age		0.6%	17
18-24 years of age		2.3%	63
25-34 years of age		6.5%	174
35-44 years of age		17.5%	472
45-54 years of age		22.3%	600
55-65 years of age		25.8%	694
65+ years of age		24.9%	670
Totals			2,690



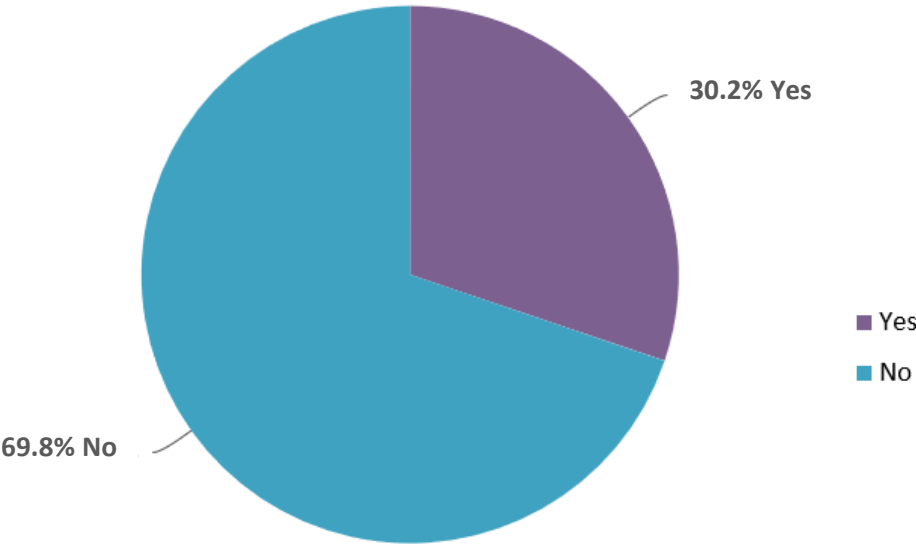
4. Which race or ethnicity do you most identify as?





5. Do you currently have children in Prince William County Public Schools?

Value		Percent	Count
Yes	<div><div></div></div>	30.2%	808
No	<div><div></div></div>	69.8%	1,869
Totals			2,677





6. Are you currently a Prince William County Government or Prince William County Schools employee?

Value		Percent	Count
Yes	<div><div></div></div>	14.0%	376
No	<div><div></div></div>	86.0%	2,307
Totals			2,683

