



PRINCE WILLIAM
COUNTY

Proposed FY2022 Budget

Christopher E. Martino

County Executive
February 16, 2021

FY2021 Budget Rewind

- COVID-19 pandemic triggers revenue reforecast in March
- \$40.6M general revenue reduction compared to proposed
 - Schools: (\$22.7M)
 - County: (\$17.9M)
- General revenue increases 3.0% compared to FY2020 at flat tax rate (\$1.125)
- Other County revenue reductions
 - Transient occupancy tax
 - Library shared services

Amounts in thousands (,000s)	FY 2021		
	FY2021 Proposed 2/18/20	FY2021 Budget Recap 4/14/20	Difference Proposed 2/18/20 vs. Recap
Amounts in thousands (,000s)	\$1.145	\$1.125	
Real Estate Taxes	\$743,946	\$722,258	(\$21,688)
Personal Property Taxes	221,060	220,440	(620)
Sales Taxes	73,949	65,130	(8,819)
Consumer Utility Tax	14,700	14,700	-
Communications Sales Tax	14,530	14,530	-
BPOL Tax	28,430	24,375	(4,055)
Investment Income	11,030	8,050	(2,980)
All Other	29,781	27,340	(2,441)
Total General Revenue	\$1,137,426	\$1,096,823	(\$40,603)
Recordation Tax	8,670	7,800	(870)
General Revenue Shared with Schools	\$1,128,756	\$1,089,023	(\$39,733)
Schools	\$645,987	\$623,248	(\$22,739)
County	485,009	467,785	(17,224)
Recordation Transportation	6,430	5,790	(640)
Total General Revenue	\$1,137,426	\$1,096,823	(\$40,603)

FY2021 Budget Recap Expenditure Reductions (in millions)

County Revenue Impact	(\$19.6)
March 31 Reductions from Proposed Budget:	
Compensation - 3% pay for performance	(\$7.1)
Other compensation adjustments	(4.2)
Staffing plans	(6.2)
TRIP (recordation tax revenue decrease)	(0.4)
Parks, Recreation & Tourism field maintenance	(0.1)
Total March 31 Reductions	(\$18.0)
April 14 Reductions from Proposed Budget	
Classification & Compensation Phase II	(\$3.2)
TRIP	(1.2)
Reduced ADC transfer	(1.1)
Radio replacements	(1.1)
Space reconfiguration	(0.4)
Fuel savings	(0.2)
Humane Society	(0.1)
Total April 14 Reductions	(\$7.3)
Total Expenditure Reductions	(\$25.3)
Net Adjustments	\$5.7

FY2021 Budget Recap Additions (in millions)

Recap Resources:	
Net adjustments	\$5.7
Closed project savings	1.8
Total Recap Resources	\$7.5
Recap Uses (Local Funding Only):	
Community Services:	
Community Services/Police co-responder unit	\$0.9
Peer Outreach /Opioid Response	0.4
Intellectual Disabilities	0.3
Early Intervention	0.3
New Horizons	0.1
Social Services:	
Homeless Prevention	0.5
Protective Services (CPS/APS)	0.2
Benefits, Employment & Child Care	0.2
Child Advocacy Center	0.1
Public Health - Nurses salary supplement	0.4
Sheriff - Project Lifesaver	0.2
Police - Lethality assessment program	0.1
Food warehouse lease/new partners	0.1
Total Uses	\$3.8
Resources Less Uses - Add to Contingency	\$3.7

FY2021 Budget Summary

\$7.2M of New Wellbeing Investment



Robust Economy

- COVID-19 Small Business Assistance
- Mobility Referendum Design
- Marketing Strategy Implementation
- Lead Generation
- Marketing & Incentive Mgmt.



Education

- \$18.1M or 3.0% School Transfer Increase



Wellbeing

- CSA Private Day School
- Homeless Prevention
- ES Co-responder Unit
- Protective Services
- Intellectual Disabilities
- Benefits, Employment & Child Care
- Early Intervention
- Opioid Response
- Project Lifesaver
- Child Advocacy Center
- Intensive In-Home Youth SA & MH Services
- Lethality Assessment



Other Community Investments

- COVID-19 Response & Recovery
- Presidential Election & Early Voting
- 3.0% Community Partners Increase
- Class & Comp. Phase II
- VRS Mandate

- Revenues
 - Maintain County-Schools revenue agreement
- Expenditures
 - Pandemic response
 - Implement Board policy
 - Advance strategic priorities
 - Principles of Sound Financial Management
- Address redistricting mandate

County Executive Priorities

- Sustain FY2021 Wellbeing investment
- Restore FY2021 budget reductions
- Provide employee compensation
- Advance parks/mobility referendum projects

FY2022 Budget Initiatives



Restoring \$5.3M of One-Time Reductions in FY2022 Budget



- Fuel \$0.2M
- Facilities space \$0.4M
- Public safety radios \$1.1M
- TRIP (recordation tax) \$1.6M
- ADC general fund transfer \$2.0M
 - Eliminate one-time use of ADC fund balance
 - Eliminate additional ADC salary lapse (vacancies)

FY2022 Budget Increases Debt Service & Technology

• Full-year debt service in FY22		\$3.0M
• ADC expansion	\$1.2M	
• Animal Shelter	\$0.9M	
• Station 22	\$0.9M	
• Technology operating costs		\$3.1M
• Technology Modernization	\$2.0M	
• Police body-worn cameras	\$0.6M	
• Human Capital Management	\$0.5M	

Board Policy Direction

- Route 1 renaming \$3.6M
 - Grant assistance to impacted businesses
 - Recordation tax fund balance
- Homeless Services \$1.2M
 - Grant funding ends June 30
 - Continue homeless services at Ferlazzo
 - Homeless Navigation Center (east)
- Tax Evader Program \$0.2M
 - Enforce personal property tax compliance
 - Financial Regulatory Specialists
- Digital governance \$0.1M

Equity & Inclusion

- Equity & Inclusion Program \$178K
 - Analyst & administrative support
 - Racial & Social Justice Commission
 - Analyze government services through equity lens

- Eliminate Library Fines \$307K
 - Approved by Library Advisory Board
 - Remove barriers/maintain access

- Library Hot Spots \$96K
 - 200 mobile hot spots
 - Internet access to help solve digital divide

Quality Education & Workforce Development




- Increase School transfer \$34.6M
 - 5.5% increase over FY21
- Maintain class size grant \$1.0M
- Continue 13th high school debt service \$0.8M
- Maintain cable grant revenue \$0.7M
- Continue school security program \$0.5M

- Northern Virginia Community College \$1.1M
 - County contribution no longer required for capital
 - Alternatives for targeted County contributions




- Maintain PRTC support with fuels tax TBD
 - PRTC proposed budget on February 11
 - Update motor fuels tax forecast
 - Wheels to Wellness (1% transient occupancy tax)
- Maintain VRE local subsidy (NVTA 30%) \$5.9M
- Maintain TRIP (recordation tax) \$1.6M
- Orphan Roads (recordation tax) \$0.3M
- Mobility Referendum
 - Design continues in FY22 (NVTA 30%)
 - Right-of-way/construction (debt)
 - Future commercial & industrial tax (\$12-13M/year)

Safe & Secure Community



PRINCE WILLIAM
COUNTY

- Station 22 Engine Unit \$2.2M
- Police Staffing Plan \$1.3M
 - Co-responder program expansion
 - School resource officers
 - Animal Shelter staffing
- Sheriff Staffing Plan \$0.4M
- Public Safety Communications Background Investigations \$150K
 - Includes polygraph, psychological, & medical checks
 - Improved vacancy rates



- Juvenile Court Services Local Salary Supplement \$392K
 - 48% turnover rate
 - 25% salary supplement
 - Reduce juvenile recidivism & truancy

- Criminal Justice Services \$55K
 - Laboratory drug testing & technology
 - Pre-Trial Supervision 3 FTE shift from ADC in FY21

Safe & Secure Community Judicial Services



- Courts Staffing Plan \$263K
 - Circuit Court
 - General District Court
 - Juvenile & Domestic Relations Court
- Commonwealth's Attorney Staffing Plan \$234K
- Circuit Court Clerk \$79K
 - Court case management
 - 2 FTE shift from ADC in FY21; 1 FTE in FY22



- **Benefits Eligibility & Child Care** \$766K
 - Demand for public benefits up 200%
 - State funding: \$419K; local funding \$347K
- **Child Advocacy Center** \$485K
 - Reduce trauma to child victims & increase prosecution
 - State funding: \$350K; local funding: \$135K
- **Family Assessment & Planning Team Coord.** \$0.0M
 - Reduce Children's Services Act residential placements
 - Case managers focus on service plans for 560 children
 - Shift within Social Services

Wellbeing



PRINCE WILLIAM
COUNTY

- Developmentally Disabled Services \$714K
 - 656 client waitlist for case management services
 - State funding: \$180K; County funding: \$534K
- Co-Responder Program Expansion \$328K
 - Double capacity to 24 shifts/week
 - Diversion from hospitalization & incarceration
- Medical Reserve Corps Coordinator \$0.0K
 - Coordinate over 700 volunteers during pandemic
 - Shift within Public Health
- 3% Community Partner Increase \$89K
- Birmingham Green Jurisdictional Agreement \$83K

Address Risk

- Worker's Compensation \$1.0M
 - Claim severity & frequency
- Security \$664K
 - Daytime security at main facilities
 - Security systems maintenance
- Emergency Operations \$588K
 - Emergency Operations Manager & technology
 - Fiscal Analyst
- Elections Technology Windows 10 Update \$153K
 - Windows 7 obsolescence
 - 95 laptops; 367 ballot/voting devices

Maintain Level of Service



PRINCE WILLIAM
COUNTY

- Leases \$521K

- Animal Shelter \$314K
 - Custodial
 - Security
 - Repairs & maintenance

Address Mandates

- Elections Precincts \$600K
 - 2020 Census redistricting
 - Provision for new election precincts
 - Census data not received
- General Assembly Actions

Employee Compensation

- Employee Compensation \$9.9M
 - 3% pay for performance \$8.2M
 - Health \$1.6M
 - Retiree health credit \$0.1M

- VRS rate increase capacity in FY23 \$4.0M

FY2022 Budget Summary



Proposed FY2022-2026 Five-Year Plan – Revenue



	<u>FY2021</u>	<u>FY2022</u>	<u>FY2023</u>	<u>FY2024</u>	<u>FY2025</u>	<u>FY2026</u>
Revenue and Resources:						
General Revenue	\$1,092,683,000	\$1,153,053,000	\$1,234,578,000	\$1,282,224,000	\$1,330,749,000	\$1,379,722,000
Less Schools Share of General Revenue	\$625,342,481	\$659,892,232	\$706,548,989	\$733,816,795	\$761,587,653	\$789,614,901
County Share of General Revenue	\$467,340,519	\$493,160,768	\$528,029,011	\$548,407,205	\$569,161,347	\$590,107,099
County General Revenue	\$467,340,519	\$493,160,768	\$528,029,011	\$548,407,205	\$569,161,347	\$590,107,099
Agency Revenue	\$185,562,350	\$192,890,881	\$194,173,637	\$197,660,913	\$203,166,624	\$212,190,377
County Resources	\$7,003,350	\$8,977,424	\$3,214,132	\$3,222,104	\$2,902,105	\$2,422,758
Total County Revenue & Resources Available	\$659,906,219	\$695,029,074	\$725,416,780	\$749,290,221	\$775,230,076	\$804,720,235

Proposed FY2022-2026 Five-Year Plan – Operating



	<u>FY2021</u>	<u>FY2022</u>	<u>FY2023</u>	<u>FY2024</u>	<u>FY2025</u>	<u>FY2026</u>
<u>County Operating Expenditures:</u>						
County Operating Expenditures	\$656,630,380	\$685,891,374	\$708,715,594	\$718,482,849	\$734,418,181	\$747,968,113
<u>Expenditure Adds:</u>						
<u>Restoration of FY2022 Cuts</u>						
Transportation Roadway Improvement Program	\$0	\$1,575,000	\$1,575,000	\$1,575,000	\$1,575,000	\$1,575,000
ADC One-Time Use of Fund Balance/Salary Lapse	\$0	\$1,958,000	\$1,958,000	\$1,958,000	\$1,958,000	\$1,958,000
Fleet Fuel	\$0	\$200,000	\$200,000	\$200,000	\$200,000	\$200,000
Public Safety Radio Replacement	\$0	\$1,119,089	\$1,119,089	\$1,119,089	\$1,119,089	\$1,119,089
Facilities Space	\$0	\$400,000	\$400,000	\$400,000	\$400,000	\$400,000
<u>Mandates</u>						
New Election Precincts Provision	\$0	\$600,000	\$280,000	\$280,000	\$280,000	\$280,000
<u>State Reconciliations</u>						
Community Services Reconciliation (Res. 20-718)	\$0	\$136,032	\$134,332	\$134,332	\$134,332	\$134,332
Social Services Reconciliation (Res. 20-512)	\$0	\$678,924	\$678,924	\$678,924	\$678,924	\$678,924
<u>BOCS Directives</u>						
Route 1 Renaming	\$0	\$3,600,000	\$0	\$0	\$0	\$0
Homeless Navigation Center - East (Operating)	\$0	\$1,187,951	\$1,169,251	\$1,169,251	\$1,169,251	\$1,169,251
Digital Governance Upgrade (Res. 20-258)	\$0	\$135,000	\$135,000	\$135,000	\$135,000	\$135,000
Tax Evader (Finance) program	\$0	\$228,472	\$228,472	\$228,472	\$228,472	\$228,472
Body Worn Cameras	\$0	\$580,000	\$580,000	\$580,000	\$580,000	\$580,000
Expenditure Adds (Total)	\$0	\$12,398,467	\$8,458,067	\$8,458,067	\$8,458,067	\$8,458,067
County Operating Expenditures (less expenditure adds)	\$656,630,380	\$673,492,906	\$700,257,526	\$710,024,782	\$725,960,114	\$739,510,045
Operating Expenditure % Change		2.57%	3.97%	1.39%	2.24%	1.87%

Proposed FY2022-2026 Five-Year Plan – Capital



County CIP Expenditures:	FY2021	FY2022	FY2023	FY2024	FY2025	FY2026
<u>Facilities, Roads & Other Capital</u>						
Jail Expansion (Debt Service)	\$415,638	\$1,605,500	\$1,560,250	\$1,515,000	\$1,469,750	\$1,424,500
Animal Shelter (Debt Service/Operating)	\$300,283	\$1,528,238	\$1,456,600	\$1,422,350	\$1,388,100	\$1,353,850
F&R Station 22 (Debt Service)	\$301,738	\$1,163,338	\$1,130,588	\$1,097,838	\$1,065,088	\$1,032,338
F&R Station 27 (Debt Service/Operating)	\$0	\$0	\$1,770,927	\$3,170,927	\$5,204,764	\$4,864,119
Proffer Transfer to Capital Projects	\$58,180	\$90,350	\$0	\$0	\$0	\$0
PSTC (Debt Service/Operating)	\$0	\$0	\$0	\$3,000,000	\$3,500,000	\$3,500,000
Juvenile Services Center (Debt Service/Operating)	\$0	\$0	\$0	\$3,000,000	\$3,000,000	\$3,000,000
Judicial Center Improvements	\$0	\$0	\$0	\$5,000,000	\$5,000,000	\$5,000,000
Homeless Navigation Ctr - East (Debt Service)	\$0	\$0	\$0	\$2,000,000	\$2,000,000	\$2,000,000
Countywide Space	\$0	\$0	\$0	\$0	\$3,000,000	\$5,000,000
Building & Facility Capital Maintenance	\$0	\$0	\$4,000,000	\$4,000,000	\$4,000,000	\$4,000,000
Potomac/Neabsco Mills Parking Garage	\$0	\$0	\$230,000	\$460,000	\$460,000	\$460,000
Parks Referendum (Debt Service/Operating)	\$0	\$0	\$256,747	\$860,625	\$1,763,805	\$3,738,000
Mobility Referendum (Debt Service)	\$0	\$0	\$212,457	\$1,549,306	\$6,609,712	\$19,031,838
<u>Technology</u>						
Human Capital Management (HCM)	\$1,200,000	\$1,710,000	\$710,000	\$710,000	\$710,000	\$710,000
Technology Infrastructure	\$1,000,000	\$3,000,000	\$3,000,000	\$3,000,000	\$1,565,000	\$1,565,000
County CIP Expenditures	\$3,275,839	\$9,097,426	\$14,327,569	\$30,786,046	\$40,736,219	\$56,679,645
Total County Expenditure (Operating & CIP)	\$659,906,219	\$694,988,800	\$723,043,162	\$749,268,895	\$775,154,400	\$804,647,758
Available Capacity	\$0	\$40,274	\$2,373,617	\$21,326	\$75,676	\$72,477
Grand Total / General Fund Expenditures	\$1,285,248,700	\$1,354,881,032	\$1,429,592,152	\$1,483,085,690	\$1,536,742,053	\$1,594,262,658

Rates Needed to Support Proposed Budget

- Real Estate
 - Flat tax rate (current rate is \$1.125)
 - Avg. residential tax bill increases \$306
- Personal Property
 - Business tangible computer & peripheral
 - \$0.25 increase to \$1.60 (current rate is \$1.35)
- Cigarette Tax: \$0.30/pack; \$3.0M per year
- Fire Levy
 - Flat levy rate (current rate is \$0.08)
 - Avg. residential levy increases \$22
- Meals Tax in FY23
 - \$24.5M at 4.0%
 - Increase School transfer & support County staffing plans




Each penny on the tax rate is \$6.8M to general fund -- \$3.9M to Schools; \$2.9M to County

Average Residential Tax Bill

Proposed FY2022 Average Residential Tax Bill - \$4,675

By Dollar Amount with Functional Area



Totals may not add due to rounding.

Public Engagement



Budget Apps & Information

OFFICE OF MANAGEMENT AND BUDGET



Proposed FY2022
Budget



Questions &
Answers



Budget Calendar
& Information



FY22 Budget
Advertisements



CIP Mapping Tool



Video

Budget Calendar

- Community Meeting (*9 a.m., virtual meeting*) February 20
- Budget Work Sessions (*afternoon/evening*)
March 2
March 9
March 16
- Budget Public Hearing (*evening*) March 16
- PWCS Budget Presentation (*evening*) April 6
- Budget Recap (*evening*) April 13
- Budget & Tax Rates/Fees Public Hearings (*evening*) April 13
- Budget Markup (*evening*) April 20
- Budget Adoption (*evening*) April 27