

IF YOU THINK A PLANT IS GIANT HOGWEED

1. Protect yourself:

Do not touch it. Skin exposed to giant hogweed sap and sunlight can be severely burned. If it touches your skin, immediately wash with water and soap and protect the area from sunlight for 48 hours. Do not use a mower or stringweeder to cut down.

2. Identify:

Look at photos at Virginia Department of Conservation and Recreation:

www.vainvasivespecies.org or
and at Virginia Tech's

[www.forestupdate.frec.vt.edu/content/dam/forestupdate_frec_vt_edu/newsletter/archives/2011/hogweed.pdf](http://www.forestupdate.frec.vt.edu/content/dam/forestupdate/frec_vt_edu/newsletter/archives/2011/hogweed.pdf)

3. Report:

Send photos for confirmation to your local Extension office. Or contact the VCE-Prince William Extension Horticulture Help Desk:

master_gardener@pwcgov.org
(703)792-7747

Or come-by our office:

M-F 8am-5pm
8033 Ashton Avenue, Suite 105
Manassas, VA 20109

Sources:

VT Dendrology Lab, New York Department of Environmental Conservation, University of Florida extension 4H, USDA Natural Resource Conservation Service

Please note: The sap of this plant is **very toxic** and is on the Federal Noxious Weed List of the USDA/APHIS, therefore this plant should **NOT** be touched at all. Giant hogweed can pose a serious health threat where symptoms include:

- Severe burns to skin and eyes
- Blistering
- Scarring

Giant Hogweed Seeds:

















Oval-shaped with oil tubes that extend 3/4 the length of the seed and widen at ends

Giant Hogweed Information



**Identification guide and
Look-a-like comparisons**

	Giant Hogweed	Cow Parsnip	Poison Hemlock	Winged Sumac	Aralia spinosa or "Devils Walking Stick"
LEAF	 <p>Compound, lobed, deeply incised, up to 5 feet wide</p>	 <p>Compound, less incised than hogweed, between 2 to 2.5 feet wide</p>	 <p>Bright green, small and fern-like, may appear glossy</p>	 <p>Pinnately compound, each leaflet is ovate in shape and up to 4" long.</p>	 <p>Green to Blue –green compound, up to 5 feet long; leaflets are 2 to 4 inches long</p>
FLOWER	 <p>White umbrella-shaped flower clusters up to 2.5 feet wide Flowers in late June – Mid July 50 or more rays per flower cluster</p>	 <p>White flat-topped flower clusters no larger than 1 foot wide Flowers in late May – late June 15– 30 rays per flower cluster</p>	 <p>Small and white arranged in numerous flat-topped clusters on all branches Flowers late May – late June</p>	 <p>Greenish-yellow and are clustered together. Flowers July- September Later producing fruits</p>	 <p>White and quite small, borne on 12 to 18 inch clusters at the ends of branches Flowers late summer</p>
STEM	<p>Green with purple splotches and coarse white hairs - thick circle of hairs at base of leaf stalk</p> 	<p>Green and ridged with fine white hairs</p> 	<p>Smooth and waxy stem with purple blotches (no hairs or bristles)</p> 	<p>Appears reddish</p> 	<p>Very stout and spiny, gray to straw colored</p> 